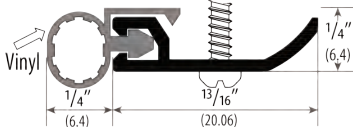




# Weather Seal Door Accessories

## PG-602 Perimeter Gasketing

### PG-602 Perimeter Gasketing



ITEM/FINISH:  
**PG-602**

SIZE: 3684, 4884, 4896 &  
7296  
VINYL INSERT  
MILL FINISH ALUMINUM  
& DURO FINISH



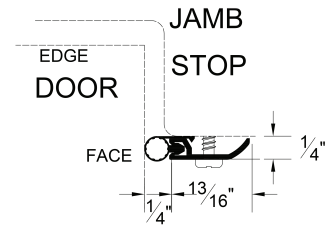
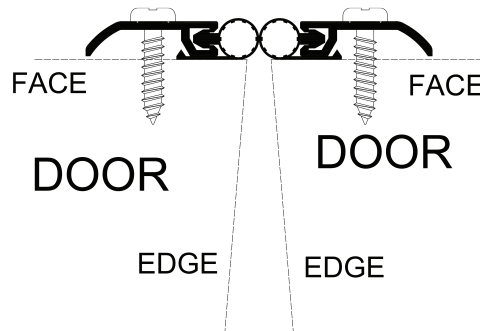
Seal gap between door and door jamb. Apply to Top part and both sides of the door jamb.

### Installation Guidelines:

1. It can be used on either wood or metal door jamb frames.
2. Install first the header piece of the weatherstrip that will be used as a guide for the hinge jamb and strike jamb pieces.
3. Determine the required length, mark and cut the header piece to length. Close the door and position the header piece on header stop so that seal makes light even contact with door. Mark the header stop in center of slotted holes.
4. Use a power tool (portable drilling machine to drill pilot holes in header stop at marks.
5. Fasten header piece to header jamb stop with provided screws.
6. **Repeat steps #2, #3, #4, and #5**, to install the hinge and strike jamb pieces. The hinge and strike jamb pieces should be contact on the header piece (top) and on the threshold (floor).
7. Do some several tests by opening and closing the door a few times to make sure that the weatherstrip is properly sealed on the door. Also check the latch bolt is connecting on the strike plates.
8. Adjust seal according to desired specifications by unfastening the screws, rearrange the weatherstrip, and fasten the screws.

### ASTRAGALS/MEETING STILES:

1. Cut into lengths equal to height of the door.
2. Arrange at meeting stile door edges. Fasten screws in center of slots.
3. Adjust seal as desired, making sure that the doors can be opened and closed properly, then fasten screws.

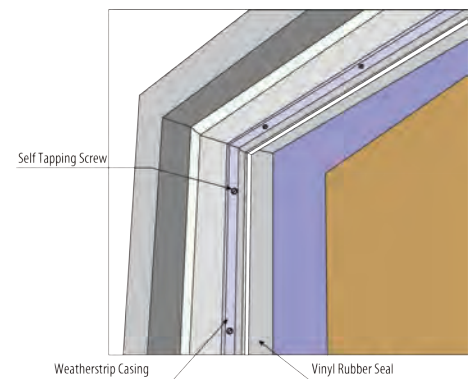


### Tools Required:

- Power tool drill
- Marker
- Measuring tools
- Screw driver
- Cutting tools (Hacksaw & plier)

### Packaging includes:

- Jamb header (1 pc)
- Strike Jamb (1 pc)
- Hinge Jamb (1 pc)
- Screws for :  
wood door - #6 x 5/8"  
metal doors - #6 x 5/8"



### TESTING / RATINGS:



GASKETING MATERIAL FOR FIRE DOORS INTENDED FOR APPLICATION TO  
UL LISTED STEEL FRAMES AND/OR CLASSIFIED STEEL COVERED COMPOSITE TYPE,  
AND HOLLOW METAL TYPE FIRE DOORS RATED UP TO 3HRS;  
WOOD AND PLASTIC COVERED COMPOSITE TYPE FIRE DOORS RATED UP TO 1-1/2 HRS;  
AND WOOD CORE TYPE FIRE DOORS RATED UP TO 20 MINUTES.  
43ZY