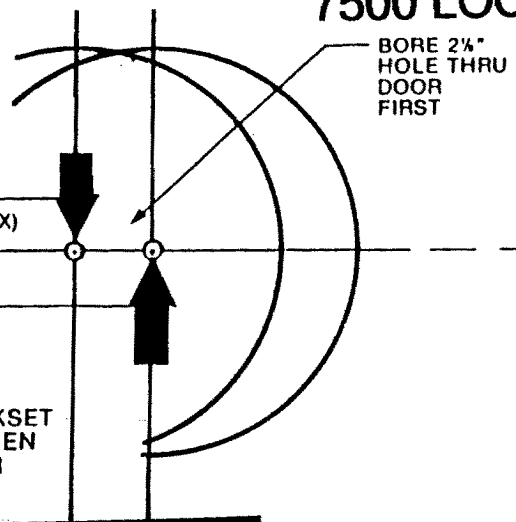


A 6682A

HEAVY DUTY BORED LOCKSET

IMPORTANT
FOLD HERE ON
HIGH EDGE OF
BEVELED DOOR



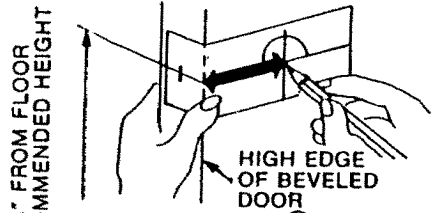
FOR 2 1/2" BACKSET. MARK FOR 1/2" DIA. HOLE AT CENTER OF DOOR THICKNESS, 1" DIA. HOLE FOR 2 1/2" BACKSET. DRILL THRU INTO CROSS BORE HOLE, PARALLEL TO SIDES OF DOOR.

2 1/2" BACKSET (20 PREFIX)
2 1/2" BACKSET

DETERMINE CORRECT BACKSET AND DOOR THICKNESS—THEN PLACE TEMPLATE ON DOOR AND MARK FOR HOLES.

TO MORTISE DOOR FOR LOCK

1 DETERMINE CORRECT BACKSET AND DOOR THICKNESS—THEN PLACE TEMPLATE ON DOOR AND MARK FOR HOLES.



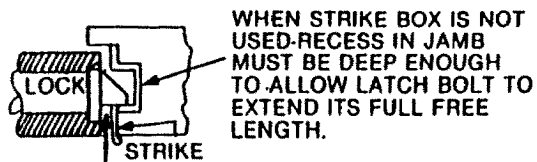
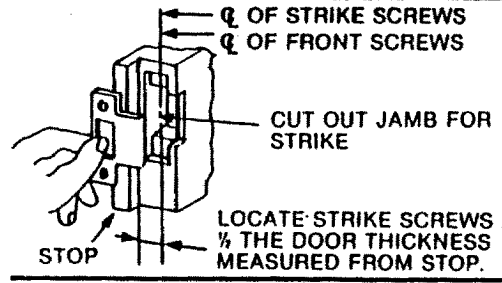
2 BORE 2 1/2" HOLE THRU DOOR

3 BORE 1" HOLE THRU INTO FIRST HOLE: 1/2" HOLE FOR 2 1/2" BACKSET (THIS HOLE MUST BE CENTERED IN DOOR EDGE AND MUST BE PARALLEL TO SIDES).

4 CUT OUT TO FIT LOCK FRONT, AS SHOWN



TO MORTISE FRAME FOR STRIKE



GUARD BOLT STOPS ON STRIKE