

6600 & 6660V (Non-Fire Rated) F6600 & F6660V (Fire Rated)

Push Bar Exit Device / ANSI A156.3 Grade 1, 3-Hour Rated, UL-Listed
Options: Alarm



ILLUSTRATION	ITEM #	DESCRIPTION	FINISH	
NON-FIRE EXIT HARDWARE				
	6600EO36	Rim exit, 36"	US32D ALUM DURO	
	6620EO48	Rim exit, 48"		
	NALRM660036	Alarm Panic Rim Device 36"		
	NALRM662048	Alarm Panic Rim Device 48"		
	6660V3684	Surface vertical rod 36" x 84" *SH		
	6680V4896	Surface vertical rod 48" x 96" *SH		
	FIRE EXIT HARDWARE RATED 3 HOURS (Includes thru-bolts)			
	F6600EO36	Rim exit, 36"	US32D ALUM DURO	
	F6620EO48	Rim exit, 48"		
	FNALRM660036	Alarm Panic Rim Device 36"		
FNALRM662048	Alarm Panic Rim Device 48"			
F6660V3684	Surface vertical rod 36" x 84" *SH			
F6680V4896	Surface vertical rod 48" x 96" *SH			
<p>*SH Specify Left Hand Reverse (LHR) or Right Hand Reverse (RHR) for convenience on VERTICAL ROD ONLY RIM DEVICES are Non-Handed and are Easily field reversible.</p>				

❖ ❖ ❖ MUST ORDER TRIM SEPARATELY ❖ ❖ ❖

PACKAGING INCLUDES

- Thru-Bolts for Fire Rated Devices only. (5pcs for Rim, 9pcs for Surface Vertical Rod)
- Strike Filler, Lock Front Filler packed with Rim Devices at no extra charge
- 4 pcs per master carton

NON-STOCK FINISHES

- Availability subject to minimum quantity and lead-time. Consult factory.

ALARM AVAILABLE



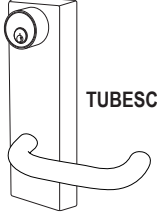



- Alarm available on Vertical Rod Exit Devices. Prefix NALRM before PART #.

ANTI-MICROBIAL

- Available on US32D finish Only. Use part # ANTB-EXIT.

► **TRIMS & ACCESSORIES**

All trims include 6-pin "C" keyway cylinder. Other major manufacturers' keyways available. (See page E36)

ILLUSTRATION	ITEM #	DESCRIPTION	FINISH
ESCUTCHEON TRIMS (Non-Handed)			
 <p>ESC6600</p>	<ul style="list-style-type: none"> ● ESC6600 ● ICESC6600 ● ICSESC6600 	Clutch Entrance, key-locks or unlocks escutcheon trim - operates as classroom function ANSI FUNCTION (08)	US26D ALUM DURO
	<ul style="list-style-type: none"> ● ESC6605 ● ICESC6605 ● ICSESC6605 	Clutch Storeroom, key unlocks lever, lever retracts latch bolt, otherwise always locked. ANSI FUNCTION (09)	
	ESC6630	Passage, always operable and free. ANSI FUNCTION (14)	
	ESC6640	Dummy Escutcheon trim. ANSI FUNCTION (02)	
 <p>RLESC6600</p>	<ul style="list-style-type: none"> ● RLESC6600 ● ICRLESC6600 ● ICSCRLESC6600 	Clutch Entrance, key-locks or unlocks escutcheon trim - operates as classroom function ANSI FUNCTION (08)	
	<ul style="list-style-type: none"> ● RLESC6605 ● ICRLESC6605 ● ICSCRLESC6605 	Clutch Storeroom, key unlocks lever, lever retracts latch bolt, otherwise always locked. ANSI FUNCTION (09)	
	RLESC6630	Passage, always operable and free. ANSI FUNCTION (14)	
	RLESC6640	Dummy Escutcheon trim. ANSI FUNCTION (02)	
 <p>TUBESC6600</p>	<ul style="list-style-type: none"> ● TUBESC6600 ● ICTUBESC6600 ● ICSTUBESC6600 	Clutch Entrance, key-locks or unlocks escutcheon trim - operates as classroom function ANSI FUNCTION (08)	
	<ul style="list-style-type: none"> ● TUBESC6605 ● ICTUBESC6605 ● ICSTUBESC6605 	Clutch Storeroom, key unlocks lever, lever retracts latch bolt, otherwise always locked. ANSI FUNCTION (09)	
	TUBESC6630	Passage, always operable and free. ANSI FUNCTION (14)	
	TUBESC6640	Dummy Escutcheon trim. ANSI FUNCTION (02)	
For 2 1/2" thick door use additional part # TAIL3			
STAINLESS STEEL ESCUTCHEON TRIMS (Non-Handed)			
 <p>ESC3300</p>	<ul style="list-style-type: none"> ● ESC3300 ● ICESC3300 ● ICSESC3300 	Clutch Entrance, key-locks or unlocks escutcheon trim - operates as classroom function. ANSI FUNCTION (08)	US32D
	<ul style="list-style-type: none"> ● ESC3305 ● ICESC3305 ● ICSESC3305 	Clutch Storeroom, key unlocks lever, lever retracts latch bolt, otherwise always locked. ANSI FUNCTION (09)	
	ESC3330	Passage, always operable and free. ANSI FUNCTION (14)	
	ESC3340	Dummy Escutcheon trim. ANSI FUNCTION (02)	
 <p>RLESC3300</p>	<ul style="list-style-type: none"> ● RLESC3300 ● ICRLESC3300 ● ICSCRLESC3300 	Clutch Entrance, key-locks or unlocks escutcheon trim - operates as classroom function. ANSI FUNCTION (08)	
	<ul style="list-style-type: none"> ● RLESC3305 ● ICRLESC3305 ● ICSCRLESC3305 	Clutch Storeroom, key unlocks lever, lever retracts latch bolt, otherwise always locked. ANSI FUNCTION (09)	
	RLESC3330	Passage, always operable and free. ANSI FUNCTION (14)	
	RLESC3340	Dummy Escutcheon trim. ANSI FUNCTION (02)	
 <p>TUBESC3300</p>	<ul style="list-style-type: none"> ● TUBESC3300 ● ICTUBESC3300 ● ICSTUBESC3300 	Clutch Entrance, key-locks or unlocks escutcheon trim - operates as classroom function. ANSI FUNCTION (08)	
	<ul style="list-style-type: none"> ● TUBESC3305 ● ICTUBESC3305 ● ICSTUBESC3305 	Clutch Storeroom, key unlocks lever, lever retracts latch bolt, otherwise always locked. ANSI FUNCTION (09)	
	TUBESC3330	Passage, always operable and free. ANSI FUNCTION (14)	
	TUBESC3340	Dummy Escutcheon trim. ANSI FUNCTION (02)	

CONSULT FACTORY OR WEBSITE FOR TEMPLATES ON ALL EXIT DEVICES AND TRIMS

► TRIMS & ACCESSORIES

All trims include 6-pin "C" keyway cylinder. Other major manufacturers' keyways available. (See page E36)

ILLUSTRATION	ITEM #	DESCRIPTION	LIST EACH	
ROSE TRIMS (Non-Handed)			US1, 3, 4, 10, 10B, 10BE, 26D OTHER	
	ENT00L	Clutch Entrance, key-locks / unlocks lever trim - operates as classroom function ANSI FUNCTION (08) ENT00L US32D in stock ICENT00L US32D in stock	US1, 3, 4, 10, 10B, 10BE, 26D	
	● ICENT00L (Best, Falcon SFIC)			
	● ICSCENT00L4 (Schlage LFIC)			
	● SARICENT00L (Sargent)			
	● RUSICENT00L (Corbin/Ruswin)			
	● YALICENT00L (Yale)			
	**ENT00L	STR05L	Clutch Storeroom, key operates lever ANSI FUNCTION (09) STR05L US32D in stock ICSTR05L US32D in stock	US1, 3, 4, 10, 10B, 10BE, 26D
	● ICSTR05L (Best, Falcon SFIC)			
	● ICSCSTR05L4 (Schlage LFIC)			
	● SARICSTR05L (Sargent)			
● RUSICSTR05L (Corbin/Ruswin)				
● YALICSTR05L (Yale)				
	PAS30L	Passage, lever always operable ANSI FUNCTION (14) PAS30L US32D in stock	US1, 3, 4, 10, 10B, 10BE, 26D	
	DUM40L	Dummy, lever trim. ANSI FUNCTION (02) DUM40L US32D in stock		US26
	TUBENT00L	Clutch Entrance, key operates lever ANSI FUNCTION (09)	US26D	
	● ICTUBENT00L (Best, Falcon SFIC)			
	TUBSTR05L	Clutch Storeroom, key operates lever ANSI FUNCTION (09)	US26D	
	TUBPAS30L	Passage, lever always operable ANSI FUNCTION (14)		
**TUBENT00L	TUBDUM40L	Dummy, lever trim. ANSI FUNCTION (02)		

	ATENT00L	Clutch Entrance, key-locks / unlocks lever trim - operates as classroom function ANSI FUNCTION (08)	US26D
	● ICATENT00L (Best, Falcon SFIC)		
	● ICSCATENT00L4 (Schlage LFIC)		
	● SARICATENT00L (Sargent)		
	● RUSICATENT00L (Corbin/Ruswin)		
● YALICATENT00L (Yale)			
**ATENT00L	ATSTR05L	Clutch Storeroom, key operates lever ANSI FUNCTION (09)	US26D
	● ICATSTR05L (Best, Falcon SFIC)		
	● ICSCATSTR05L4 (Schlage LFIC)		
	● SARICATSTR05L (Sargent)		
	● RUSICATSTR05L (Corbin/Ruswin)		
● YALICATSTR05L (Yale)			
**SPAENT00L	ATPAS30L	Passage, lever always operable ANSI FUNCTION (14)	
	ATDUM40L	Dummy, lever trim. ANSI FUNCTION (02)	

				for AUG, DAN, LON, TAC lever designs, contact factory
**AUGENT00L	**DANENT00L	**LONENT00L	**TACENT00L	

For Other Designs: Replace "AT" with design name: "SPA", "AUG", "DAN", "LON" or "TAC" when ordering.
For Example: ATENT00L with "TAC" design, will be "TACENT00L"

*Note: Yale LFIC (YALIC) is only for "AT" and "SPA" lever designs.

For 2 1/4" thick door order part # TAIL1

****Must order PART # TRIMPLATE 01 when ordering rose trims. Applicable to 6600 Series Exit Devices only.**

- (IC) Indicates function available with Best, Falcon & Arrow Interchangeable Core.
- (ICSC) Indicates function available with Schlage Full Size Format Interchangeable Core.
- (SARIC) Sargent, (RUSIC) Corbin / Ruswin, and (YALIC) Yale Full Size Format also available.

CONSULT FACTORY OR WEBSITE FOR TEMPLATES ON ALL EXIT DEVICES AND TRIMS

► TRIMS & ACCESSORIES

All trims include 6-pin "C" keyway cylinder. Other major manufacturers' keyways available. (See below)

ILLUSTRATION	ITEM #	DESCRIPTION	FINISHES	UNIT
	8000L	Lever key-lock, "C" keyway	US3, 10B, 26D	Each
	CLU5000L	Lever key-lock, "C" keyway, with clutch		
	8000S	Storeroom lever key-lock, "C" keyway		
	8000PAS	Passage leverset		
	8000DUM	Dummy leverset		
	8000K	Ball knob key-lock, "C" keyway		
	8000KSTR	Storeroom ball knob key-lock, "C" keyway	US32D	
	5000NL	Pull & rim cylinder, "C" keyway	ALUM	
	5000DTP	Pull only	ALUM	
	5000EOP	Cover plate		
5000DOG	Dogging Key / Allen Wrench			
	OFSTPUL-10	Offset Pull Trim	US10B, ALUM, US32D	
	98GLSNL IC98GLSNL ICSC98GLSNL	C-Pull Trim with Cylinder (Specify Handing)	US10B, ALUM, DURO, US32D	
	98GLSUP	C-Pull Trim without Cylinder	US10B, ALUM, DURO, US32D	
	GLSRIMEOP	Outside cover plate for rim devices only		
	98GLSCYL-1 IC98GLSCYL-1 ICSC98GLSCYL-1	Cylinder Trim	US10B, 26D	

CUT CHARGE

Labor for cutting exit devices to size (applicable to all Series)

●● (IC) Indicates function available with **Best, Falcon & Arrow Interchangeable Core.**

●●● (ICSC) Indicates function available with **Schlage Full Size Format Interchangeable Core.**

CONSULT FACTORY OR WEBSITE FOR TEMPLATES ON ALL EXIT DEVICES AND TRIMS

◆ OTHER KEYWAYS

Available for:
8000L, 8000S, 8000K,
8000KSTR, CLU5000L

6 pin solid brass "C" keyway standard. Optional: Schlage E, Schlage C-K, Russwin D1-2-3-4, Corbin 59 / 60, Arrow A, Sargent LA-LB-LC, Corbin-Russwin L4, Falcon / Weiser E, Corbin-Russwin L4, Yale 8, Yale GA and Kwikset. Can also accept Medeco, Assa and Kaba High Security Cylinders

► TRIMS & ACCESSORIES

All trims include 6-pin "C" keyway cylinder. Other major manufacturers' keyways available. (See page E36)

US32D, 3, 10B	ITEM #	DESCRIPTION	FINISH
THUMB PIECE TRIMS (Non-Handed)			
	77TP00 ●●● IC77TP00 ●●● ICSC77TP00	Entrance, key-locks or unlocks thumb piece ANSI FUNCTION (05) operates as classroom function	US32D, 3, 10B
	77TP05 ●●● IC77TP05 ●●● ICSC77TP05	Storeroom, always locked ANSI FUNCTION (06)	
	77TP30	Passage trim, always operable and free ANSI FUNCTION (15)	
	77TP40	Dummy Escutcheon trim ANSI FUNCTION (02)	

For 2 1/4" thick door order part # TAIL7

PULL TRIMS (Non-Handed)			
	7700NL ●●● IC7700NL ●●● ICSC7700NL	To be used with rim panic exit device. Pull & rim cylinder, key retracts latch bolt ANSI FUNCTION (03)	US32D, 3, 10B
	7700DTP	Dummy trim (Pull) ANSI FUNCTION (02)	
	7700EOP	Cover plate (blank plate) ANSI FUNCTION (01)	

7700 Exit Device Trims above can be used on the 6600 Series Exit Devices

HEAVY DUTY KEYLESS LOCK			
	CRCODE007L	Heavy Duty Clutch Keyless Digital Lock to be used for 6600 / 7700 / 9800 Series Rim Exit Devices only. Available with major manufacturer's keyway, see page E36. (Specify handing when ordering).	US26D Must order exit device from stock. Prefix DL before PART# of exit device
	CRCODE007R		
	CRCODE101	Heavy Duty Rigid Keyless Mechanical Lock to be used for 6600 / 7700 / 9800 Series Rim and Surface Vertical Rod Exit Devices. Non-Handed. Available with other major manufacturer's keyway, see page E36.	
	CR5000	Trilogy © Exit Device Trims for 6600 & 7700 Series Rim Exit Devices Only. (**Note - IC includes CYLINDER ADAPTER KIT for Best, Falcon & Arrow Interchangeable Core) Excludes Rim Cylinder Housing and Core.	US26D US10B
	ICCR5000		
	CR5000	CRCODE204	Heavy Duty Keyless Mechanical Lock with breakaway lever used for 6600 / 7700 / 9800 / 2200 Series Rim and Surface Vertical Rod Exit Devices. Non-Handed. Available with other major manufacturer's keyway, see page E36. Door Thickness: 1 3/4" - 2"

●●● (IC) Indicates function available with Best, Falcon & Arrow Interchangeable Core.
●●● (ICSC) Indicates function available with Schlage Full Size Format Interchangeable Core.

CONSULT FACTORY OR WEBSITE FOR TEMPLATES ON ALL EXIT DEVICES AND TRIMS

► TRIMS & ACCESSORIES

All trims include 6-pin "C" keyway cylinder. Other major manufacturers' keyways available. (See below)

ITEM #	DESCRIPTION	FINISH	UNIT	
36CD6600 ● IC36CD6600 ● ICSC36CD6600	Cylinder dogging kit for non-fire rated 36" exit Devices	US32D, ALUM, DURO	Each	
48CD6600 ● IC48CD6600 ● ICSC48CD6600	Cylinder dogging kit for non-fire rated 48" Exit Devices			
N36ALRM66 ● ICN36ALRM66 ● ICSCN36ALRM66	Alarm kit for 36" 6600 Series Rim and Vertical Rod Exit Devices			
N48ALRM66 ● ICN48ALRM66 ● ICSCN48ALRM66	Alarm kit for 48" 6600 Series Rim and Vertical Rod Exit Devices			
221	Bottom Strike for Vertical Rod Exit Devices. Standard for 6600 Series.			--
227	Optional Top Strike for Vertical Rod Exit Devices for 6600 Series.			
233	Alternate Flush Mounting Bottom Strike for Vertical Rod Exit Devices. Optional for 6600 Series.			
620	Top Strike for Vertical Rod Exit Devices. Standard for 6600 Series			
630	Bottom Strike for Vertical Rod Exit Devices. Standard for 6600 Series			
660	Roller Strike for Rim Exit Devices Only. Optional for 6600 Series			
938	Surface Applied Strike for Rim Exit Devices.			
357	Thru-Bolts for Rim Fire and Panic Grade 1 3/4" door (6 pcs)	US32D		
363	Thru-Bolts for Rim Fire and Panic Grade 2 1/4" door (6 pcs)	US32D		
369	Thru-Bolts for Vertical Rod Fire and Panic Grade to be used with trim 1 3/4" door (14 pcs)			
375	Thru-bolts for Vertical Rod Fire and Panic grade to be used with trim 2 1/4" door (14 pcs)			
601	Rim shim kit, 1/8" thick	US26D		
612	Vertical Rod shim kit, 1/8" thick			
951	Overlapping Strike, surface applied. Used on inactive leaf for device on active leaf of pair of doors without mullion	US32D, ALUM, DURO		
EXTROD66-12	12" Extension Rod for 9' doors, for Non-Fire Rated Devices only			
EXTROD66-24	24" Extension Rod for 12' doors, for Non-Fire Rated Devices only			
LFF	Lock front filler (Zinc plated)			
SF	Strike filler (Zinc plated)			
CUT CHARGE	Labor for cutting exit devices to size (applicable to all Series)			
ANTB-TRIM	Anti-Microbial Coating on Exit Device Trims in US26D or US32D only			

FOR MULLIONS AND ACCESSORIES, PLEASE REFER TO PAGE E52.

- (IC) Indicates function available with **Best, Falcon & Arrow Interchangeable Core.**
- (ICSC) Indicates function available with **Schlage Full Size Format Interchangeable Core.**

CONSULT FACTORY OR WEBSITE FOR TEMPLATES ON ALL EXIT DEVICES AND TRIMS

◆ OTHER KEYWAYS

Available for ENT00L, STR05L, CRCODE007, CRCODE101, CRCODE204
ESC6600, ESC6605, ESC3300, ESC3305, 77TP00, 77TP05, 7700NL,
36CD6600, 48CD6600, N36ALRM66, N48ALRM66, CR5000

Schlage C-K, Russwin D1, D2, D3, Corbin 60,
Sargent LA-LB-LC, Falcon / Weiser E, Corbin-Russwin
L4, Arrow A, Yale 8, Yale GA, Kwikset