


A2200 & AF2200 Rim Type Panic and Fire Exit Devices (ADA) A2260V & AF2260V Vertical Rod Panic and Fire Exit Devices (ADA) ANSI A156.3, Grade 1



LIFETIME WARRANTY	BHMA™ CERTIFIED Be Safe. Be Secure. Look for the Mark.	MEETS <i>The Buy American Act</i>	ADA COMPLIANT	UL US 3 HOUR FIRE RATED UL10C, UBC7-2-1997
--------------------------	---	---	---------------	---

Features & Construction


- ◆ **Retrofits Sargent 12-2828 & 12-2838 Series**
- ◆ Americans with Disability Act (ADA) compliant. 5 lbs opening force on ADA product only
- ◆ ANSI A156.3, Grade 1 heavy duty exit device in surface vertical rod and rim designs
- ◆ UL Listed for Panic and UL10C, UBC 7-2-1997 codes
- ◆ UL Listed for Fire Exit Hardware. 3 Hours
- ◆ Conforms & Meets ADA Regulations (ADA products only)
- ◆ (A) label rating in pairs of doors up to 8'0" x 8'0" swinging in same or opposite directions
- ◆ Uncompromising security and safety in single and double fire exit doors
- ◆ Chassis mounted unit construction
- ◆ Available in many different functions. Lever and escutcheon trims are grade 1 construction with clutch on rose trims. Escutcheon trims are rigid and covers 161 cut out.

Suggested Architect's Specifications

- ◆ All exit devices shall be of touch bar design with smooth operation and be operative over 2/3 of the door's clear opening width
- ◆ All exit devices must be listed under "Panic Hardware" in the Accident Equipment List of Underwriters' Laboratories, Inc. Where labeled doors are used as exits, they must be equipped with labeled Fire Exit Hardware and UL10C, UBC 7-2-1997 codes
- ◆ All springs shall be of Stainless Steel throughout
- ◆ All exit devices shall be of chassis mounted unit construction.
- ◆ All exit devices shall be ANSI A156.3, Grade 1

A2200 & AF2200 ADA Series

GRADE 1 Rim Type Exit Device



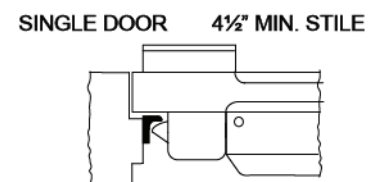
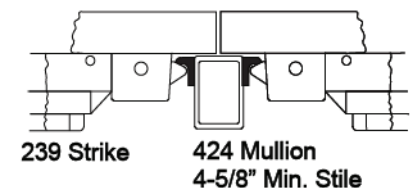
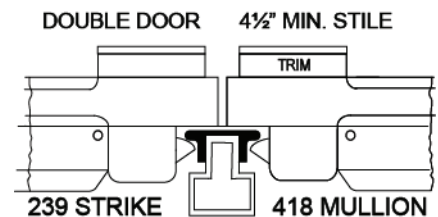
Specifications

For Doors.....	1 3/4" thick standard optional 2 1/4" thick. 4 1/2" minimum stile width required for single or double door application using standard 239 strike and pull or lever trims
Chassis.....	Non-ferrous Alloy (Panic Grade), Steel (Fire Grade)
Cover.....	Non-ferrous Alloy. Covers stock hollow metal doors with 161 cutout
Mounting.....	Furnished standard with wood and machine screws. Available with thru-bolts on request. Thru-bolts are standard packaging on fire rated devices.
End Cap.....	Steel construction
Alarm.....	Available. Prefix "NALRM" before MODEL #
Hand.....	Non handed, center hub. 2 3/4" backset
Latch Bolt.....	Stainless Steel 3/4" throw
Spring.....	Stainless Steel throughout
ANSI Standard.....	A156.3, Grade 1
Rail Assembly.....	Heavy gauge steel, painted
Strike.....	239 packed standard (See strike page)
Dogging Feature.....	Allen-type key furnished standard on non-fire labeled devices. Cylinder dogging available
Mullion.....	Available
UL and ULC Listed.....	A2200 Series for panic. AF2200 Series for fire exit hardware for all types of 4' x 8' single doors and 8' x 8' double doors for up to 3-hour fire labeled installations. Conforms to standards UL10C and UBC 7-2-1997 codes.
Finish.....	Available in Alum, Duro, Gold, L1 (Black)
Electronic Functions.....	(ELR) Electrical Latch Retraction and RX & LX Signal Switch available

***Americans with Disability Act (ADA) compliant
5 lbs opening force on ADA Series only**

***Refer to the Price List for Stock Sizes and Finishes**

Minimum Stile Requirements 4" escutcheon trims & 4 1/2" for Thumbpiece and rose trims



DIMENSIONS

Touchbar height to finished floor	41" (1041 mm) at center		
Touchbar projection			
Neutral	2 1/2" (64 mm)		
Depressed	1 3/4" (45 mm)		
MODEL	ACTUAL LENGTH	MAX CUT DOWN	DOOR SIZE
A2200EO24 and AF2200EO24	20"	2"	22" to 24" door width
A2200EO32 and AF2200EO32	28"	6"	26" to 32" door width
A2200EO36 and AF2200EO36	32"	6"	30" to 36" door width
A2220EO48 and AF2220EO48	44"	12"	36" to 48" door width