

EXCR929M

SMART DIGITAL EXIT DEVICE TRIM

RESIDENTIAL/COMMERCIAL, ANSI GRADE 2


CLUTCH MECHANISM, NO CYLINDER OVERRIDE




- APPLE AND ANDROID COMPATIBLE
- CAN BE USED AS STAND-ALONE OR INTEGRATED ACCESS CONTROL SYSTEM
- CLOSE PROXIMITY SMART PHONE CONNECTIVITY LOCK & UNLOCK
- WI-FI LOCK AND UNLOCK
- PROXIMITY RFID CARD (13.56 MHz) STANDARD
- OPTIONAL CONSTRUCTION ENGINEERING CARD
- MASTER CODE / PASSCODE
- FINGERPRINT FEATURE (*Optional w/ Factory Lead Time*)
- DIGITAL TOUCHSCREEN
- TT LOCK SYSTEM
- TIMESTAMPED ACCESS LOG (AUDIT TRAIL)
- ANTI-PEEPING FUNCTION
- NON-HANDED
- SCHEDULE PASSAGE MODE
- 1 ADMIN & 1 SECONDARY ADMIN LEVEL
- 250 PASSCODE USER PER LOCK, 1000 CARD USERS
- 3 YEARS WARRANTY



EMERGENCY POWER
BACK-UP PORT



TTLOCK SYSTEM



TTLOCK HOTEL
VERSION



RFID



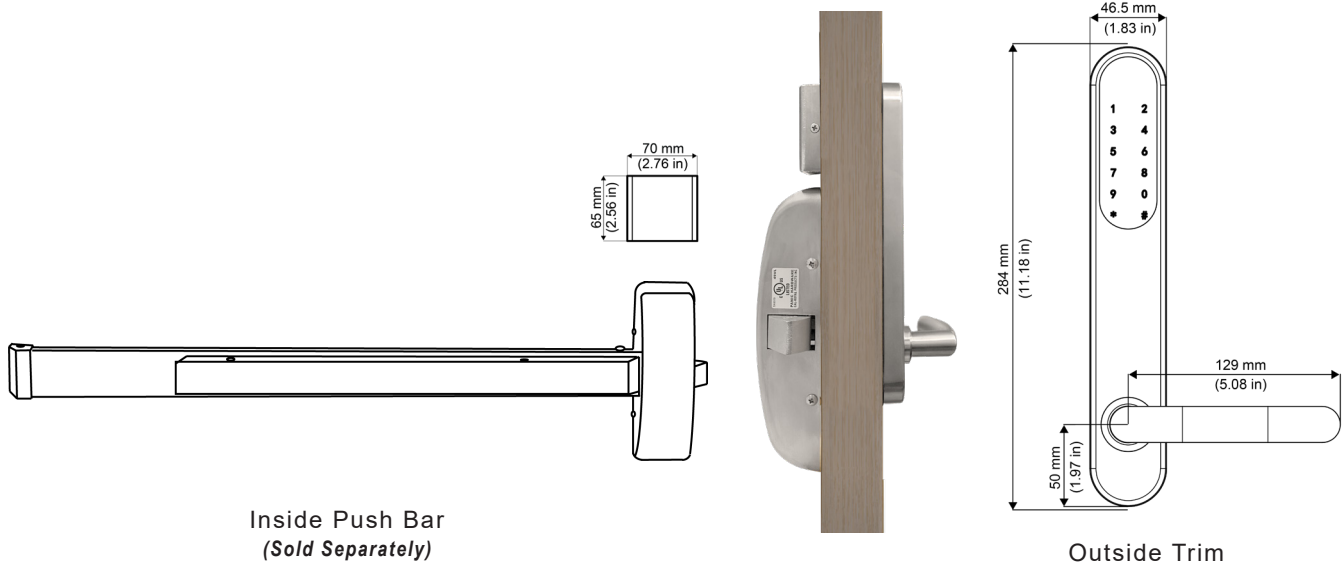
WATER RESISTANT



CLOSE PROXIMITY
SMART PHONE
CONNECTIVITY

FEATURES

- **Apple and Android Compatible** – iPhones with iOS 13.0 and above. Android 5.0 or above with Smart Phone connectivity capability.
- **TT LOCK APP** – lock can be managed / synced using the app.
- **Admin Phone** – a lock can only have one Administrator Phone at a time. Only smartphones are used as an Administrator. One admin phone can add a second level admin. It can manage up to 250 locks.
- **Access Log (Audit Trail)** – 2000 audit trail entries.
- **Gateway Connectivity** – optional gateway device to connect compatible locks to the internet, so users can manage locks remotely.
- **Keypad Anti-Tamper Lockout** – if an invalid code is entered 5 times consecutively, the unit will alarm and stay idle for 1 minute.
- **Low Battery Warning**
- **Optional Auto Re-locking** – relock from 5-60 seconds or more.
- **Passage Mode** – keeps the smart lock unlocked for an extended period. This feature can be controlled via Smart Phone connectivity when you're nearby or through Wi-Fi when you're remote, all through the app.
- **Pre-Entry Codes (Anti-Peeping)** – EXCR929M random pre-entry code adds security by displaying random digits before / after entering your code, preventing it from being identified through fingerprints on the touchscreen.
- **Restricted Access Right** – EXCR929M can be programmed to specify the access period or intervals of users.
- **One-Time User PIN Code for EXCR929M**
- **Factory Setting Construction Passcode** - pre-set, generic code to access or reset the device, which can also be utilized during construction. Additionally, a Construction Engineering Card is available for use in construction.



Inside Push Bar
(Sold Separately)

Outside Trim

SPECIFICATIONS

APPLICATIONS

For offices, apartments, hotel / motels, residential, and commercial.

DOOR THICKNESS

1 1/2" (38mm) - 2 3/8" (60.3mm) standard

BACKSET

2 3/4" (70mm) standard

ANSI STANDARDS

Meets ANSI / BHMA A156.2 Series 4000, Grade 2 strength and operational requirements.

CLUTCH

Clutch technology allows turning of lever without retracting latch. Thus prolonging the life of the lock by reducing stress on the spindle and other parts.

LOW BATTERY INDICATOR

The blinking sound action signals internal 4 AA alkaline batteries are low. Battery percentage is also displayed in the app.

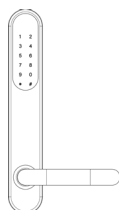
POWER SOURCE

Powered by 4 AA Alkaline batteries (Included in the box)

EMERGENCY POWER BACK-UP

Type-C USB emergency cable

FUNCTIONS



EXCR929M

Latch bolt operated by lever from outside & pushbar from inside. Outside would need to enter pre-programmed code on the touch screen in order to retract the latch upon turning lever. Key, RFID Card, Smart PhoneApp overrides the use of the touch screen.

WEATHER RESISTANT

All models are weather resistant for temperature operating ranges of -4°F ~ 149°F (-20°C ~ +65°C). For outdoor use of the Front Panel, the back panel should not be exposed to outdoor conditions and it is recommended to use an outdoor lock cover protector. **Optional rubber seal for enhanced weather resistance in outdoor use.** (Included in the box)

COMPATIBILITY

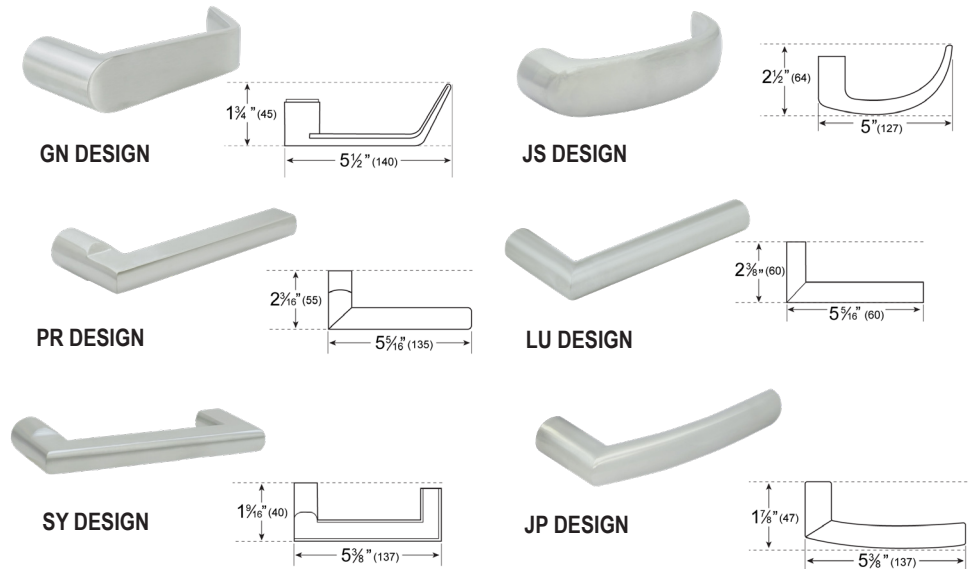
Compatible with 2200, 6600, 5000, T5000, 7700, and 9800 Series **RIM Type** Exit Devices Only



LEVER DESIGN OPTIONS & FINISHES

FINISHES AVAILABLE		
BHMA SYMBOL	US CODE	DESCRIPTION
631	US1	Black
630	US32D	Satin Stainless Steel
605	US3	Polished Brass
651	US26	Polished Chrome
606	US4	Satin Brass
629	US32	Polished Stainless Steel
613	US10B	Oil Rubbed Bronze

Refer to price list for stock finishes and functions



ACCESSORIES

INCLUDED INSIDE



RFID CARD (2X)
Item #: CRPRFID
Operates at 13.56MHz
in accordance with
ISO 14443A. Inductive
distance up to 1 3/16\"/>



Magnetic Cylinder
Cap Remover



BATTERY PACK



4X AA BATTERIES



Optional Rubber Seal
for Outside Unit

OPTIONAL ACCESSORIES



CONSTRUCTION CARD
Item #: H-CCRFID
Operates at 13.56MHz
in accordance with
ISO 14443A. Inductive
distance up to 1 3/16\"/>



RFID KEY FOB

Item #: RFID-DFE
Dual Frequency
enamel fobs
(125KHz + 13.56 MHz)
2\"/>



RFID KEY FOB

Item #: H-RFID-KF
Dual Frequency
enamel fobs
(125KHz + 13.56 MHz)
1-9/16\"/>



RFID KEY FOB

Item #: RFID-KF
Operates at
13.56MHz in
accordance with
ISO 14443a.
Inductive distance
up to 1 3/16\"/>



TYPE-C USB
EMERGENCY CABLE

Item #: H-USBC




GATEWAY
Option 1
Item #: H-BLEG-LAN
Connectivity: Ethernet
Communication range: 10M
(no obstruction)
Power Port: Type-C USB



GATEWAY
Option 2
Item #: H-BLEG-W
Connectivity: WiFi2.4G
Power Port: Type-C USB
Voltage: 5V/500mA



ENCODER
Item #: H-ENCODER
Operates at 13.56MHz
Power Port: Type-C USB



RETROFIT COVER
Item #: H-929-RC
Round Design

HOW TO ORDER

Use the sequence below to order. Please see price book for parts or additional service upcharges.

SERIES	MODEL	LEVER	FINISH
EXCR929	<ul style="list-style-type: none"> M Standard - No Fingerprint F *W/ Fingerprint Feature 	<ul style="list-style-type: none"> GN JS LU PR SY JP 	<ul style="list-style-type: none"> US1 US32D US3 US4 US10B US26 US32

* Fingerprint Feature available with factory lead time and subject to minimum order.

For Example: To order LU Design in US1, Use "EXCR929M-LU-1"

To order the Fingerprint Option, LU Design in US1, Use "EXCR929F-LU-1"

ADDITIONAL ACCESSORIES FOR CR929M, CR9298D, EXCR929M, EXCR9298D, & MRCR98D

H-ACK2 / H-ACK2F

SMART ACCESS CONTROL

Weatherproof controller for access control systems.
Suitable for electric locks, gates, and barriers.

Access via:

- MF/NFC cards (20,000 users)
- Passwords
- Smartphones (via Close Proximity Smart Phone Connectivity technology or web-cabinet)

Recommended Usage Areas

Hotels, Apartments, Enterprises, Offices, Commercial premises

Ethernet Gateway

Supports large-scale access control systems across multiple doors/gates.
Shared user base without the need for communication wiring or dedicated servers.
Enclosed in a hermetic, weatherproof case with a tempered glass touch keypad.

Programming


Relay closure duration: Programmed via TTLOCK application on your smartphone within the range of 1-990 sec.
"FREEWAY" mode can be scheduled or activated via administrator's smartphone.

Outdoor Installation

Additional rain/sun cover recommended for direct exposure environments.

User Capacity


- Card Capacity (MF 13.56MHz): 20,000 users
- Passwords: 150 users
- Fingerprints: 100 (expandable to 500 upon request)
- Remote controls: 16
- E-keys (via app): Unlimited



H-ACK2



H-ACK2F



CRPSC-R

DC POWER OUTPUT FOR H-ACK2 / H-ACK2F



Power Output Overview

12V 3A power supply unit for access control systems.
Supplies power to controller and directly controls electric locks via built-in relay with delay timer.

Features

Compact and Powerful power supply for controllers of access control systems. The power supply has a built-in relay with a timer for pulse duration adjustment, which allowssimultaneous control of the lock from several devices (intercom, controller, exit button, smart home, etc.)

Specifications

Dimensions: 101mm x 90mm x 35mm (LxWxH)
Input voltage: AC110V–240V, 50/60Hz
Output voltage: DC12V–14.5V
DC current: 5A
Tripping current: 3.5A
Operating temperature: -20°C to 60°C
Operating humidity: >90%
Timer adjustment range: 0–15 seconds

ADDITIONAL ACCESSORIES FOR CR929M, CR9298D, EXCR929M, EXCR9298D, & MRCR98D

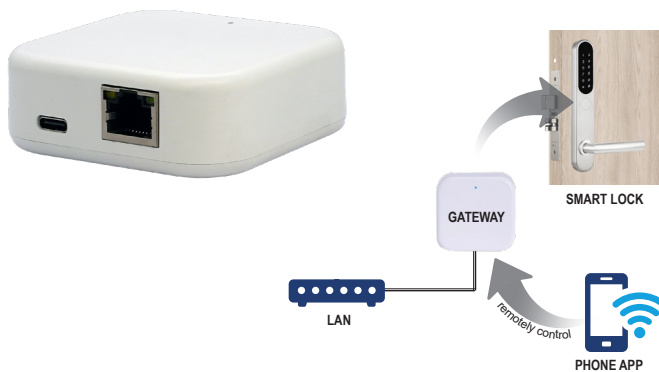
H-BLEG-W

SMART LOCK GATEWAY (WIFI)



H-BLEG-LAN

SMART LOCK GATEWAY (LAN)



Overview

Having a gateway in your access control system greatly increases the capabilities and functionality of CR929 Series smart locks.

Features you can use remotely (Gateway Required)

- View the battery percentage of the lock thru the app
- Remotely delete previously entered users from the lock memory (fingerprints, cards, passcodes)
- Remotely change time parameters of users access (*fingerprints, cards, passcodes*)
- Remotely enter cards into the lock memory (if H-ENCODER is installed)
- Monitor door position - open/closed (*If door sensor is installed*)
- Remotely open locks
- Remotely activate/deactivate the "PASSAGE" mode
- Receive online log of events from lock
- Dimension: 3.75" x 3.75" x 1"

The gateway should be placed in the zone of reach smart phone connectivity locks and wifi coverage of your router, and one gateway can work with several locks.

The gateway is powered from any USB power supply. Type-C wire for H-BLEG-LAN.

H-ENCODER

CARD ENCODER



Overview

USB encoder for controller and locks with APP TTLOCK. It is used for remote insertion of RFID cards into the locks memory.

Features

The encoder works only if the locks or controllers are connected to the internet via H-BLEG-W or H-BLEG-LAN gateway.

The encoder is connected to any PC (Windows/Mac) via USB and does not require drivers or software.

RFID car entry is done via web-cabinet (www.lock2.ttlock.com) of the lock/locks administrator.

Material: Aluminum Alloy + PVC

Dimensions: 3.5" x 1"

Power Interface: Type-C USB

Power Input: 5V/500mA

Radio Frequency: 13.56Mhz

Support card Type: MiFare S50

TTLOCK SMART ACCESS PLATFORM

Lock Management & Access Options

Free Features (Standard App)

Control and monitor access from anywhere with the TTLock app.

- **eKey Sharing** – Send digital keys (permanent, timed, or recurring).
- **Passcode Management** – Generate and manage custom user codes.
- **Admin Control** – Assign secondary admins with limited rights.
- **RFID/IC Card & Fingerprint Setup** – Add cards and biometrics with ease.
- **Activity Logs** – View detailed entry records by user and method.
- **Auto Lock & Passage Mode** – Automate door behavior for security and convenience.
- **Remote Unlock (with Gateway)** – Control locks anywhere via Wi-Fi.
- **Silent Mode & Firmware Updates** – Manage quietly and stay up-to-date.

TTLock Business Suite

Smart Access. Smart Management.

Advanced Function (Paid Subscription)

Overview:

The TTLock Business Suite is designed for property owners, facility managers, and hospitality professionals who need more than just access control. It combines security, automation, and scalability to simplify how businesses manage locks, users, and properties.

Why Upgrade to Business?

Go beyond standard locking and experience enterprise-grade control:

- **Centralized Lock Management** – Organize locks by groups, properties, or departments for faster control.
- **Authorized Admin Access** – Quickly grant and revoke permissions across teams.
- **TT Hotel Module** – Streamline hotel operations: issue guest cards, monitor room status, and track activity in real time.
- **TT Renting Module** – Simplify long-term property management with online contracts, rent alerts, and tenant access logs.
- **Time Attendance Reports** – Track and export employee access activity automatically.
- **Scenario Reminders** – Set up alerts for events such as forced entry, low battery, or no door activity over a specified period of time.
- **Automated Guest Messaging** – Send pre-built SMS or Email templates with Wi-Fi information, check-in details, and local recommendations.
- **Bulk Operations** – Send multiple eKeys, unlock multiple doors, or update lock groups instantly.
- **Data Export** – Export records, attendance logs, and user information for auditing and reporting.

Business Automation Templates

SMS Templates Include:

- Welcome message for check-in
- Wi-Fi name and password
- Room inventory list
- Nearby attractions and recommendations
- Additional instructions for guests

Email Templates Include:

- Automated welcome and property information
- Room Wi-Fi and amenities
- Rental rules or inventory
- Personalized local guides