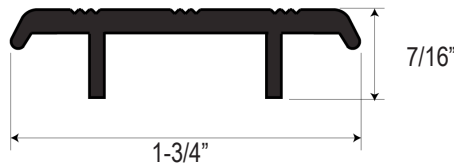
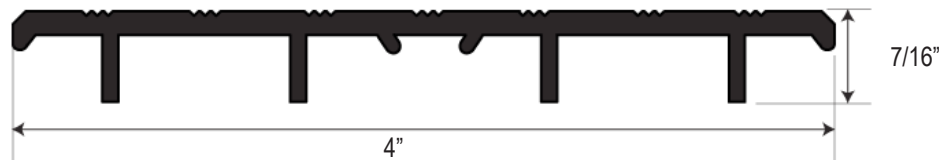


CR 3300 & 4000 SERIES

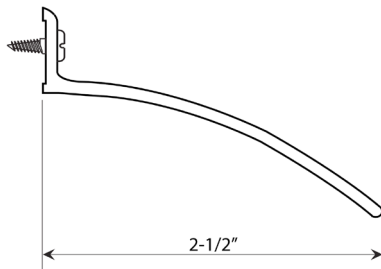
CR3361 CARPET / SPECIAL PURPOSE THRESHOLD



ITEM #	SIZE	FINISH	LENGTH				PCS /MC	UNIT
			36"	48"	72"	96"		
CR3361	7/16" x 1 3/4"	ALUM DURO	For pricing & availability inquiries contact your Local Distributor or click here for the list of our Sales Representatives				50	Ea.



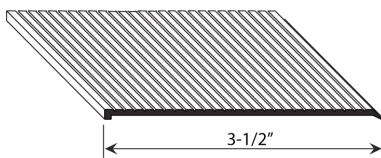
ITEM #	SIZE	FINISH	LENGTH				PCS /MC	UNIT
			36"	48"	72"	96"		
CR33641	7/16" x 4"	ALUM DURO	For pricing & availability inquiries contact your Local Distributor or click here for the list of our Sales Representatives				50	Ea.



- ▶ Packaging includes:
- ▶ Fasteners:
- #10 x 3/4" wood screws

Note: Suggested length should be 4" longer than width of door. Allow 2" distance on each end for maximum cover.

ITEM #	SIZE	FINISH	LENGTH				PCS /MC	UNIT
			36"	48"	72"	96"		
CR4462	2 1/2"	ALUM DURO	For pricing & availability inquiries contact your Local Distributor or click here for the list of our Sales Representatives				50	Ea.



- ▶ Designed for use in extending the nose of the threshold.
- ▶ Serves as cover, protection and aesthetics for step or slab in front of threshold.
- ▶ Furnished undrilled and without screws.

ITEM #	SIZE	FINISH	LENGTH				PCS /MC	UNIT
			36"	48"	72"	96"		
CR4243	3 1/2"	ALUM DURO	For pricing & availability inquiries contact your Local Distributor or click here for the list of our Sales Representatives				50	Ea.