

# CR9000

## COMMERCIAL, GRADE 2 DIGITAL TOUCH SCREEN DOOR LOCK WITH CLUTCH TECHNOLOGY

Optional Interchangeable Core for Best, Falcon and Arrow



**MEETS**  
*The Buy American Act*

### FEATURES

- MASTER CODE
- USER PIN CODE UP TO 50 CODES, 4 - 6 DIGITS
- ONE-TIME USER PIN CODE UP TO 2 DIFFERENT CODES, 4 - 6 DIGITS
- NON-HANDED, FIELD REVERSIBLE LEVERS
- UL / cUL LISTED UP TO 20-MINUTE RATING
- CONFORMED TO ADA REQUIREMENT FOR BARRIER-FREE ACCESSIBILITY
- ENABLES LOCK-OUT MODE
- ENABLES PASSAGE MODE
- STAND-ALONE TOUCHSCREEN FEATURE
- TOUCH TO WAKE-UP
- LOW BATTERY INDICATOR
- AUTO RE-LOCK TIME
- SOUND ON / OFF
- 2 YEAR WARRANTY



Optional Lever Designs are Available in Non-IC Core Locks Only  
Prefix **Lever Design** before **PART#** when ordering.  
Example: To order MAN Design in US26D, Use "MAN9000 US26D"

### SPECIFICATIONS

#### APPLICATIONS

For offices, schools, hospitals, apartments, condo units, hotel / motel, residential, commercial and public buildings.

#### DOOR THICKNESS

1 3/8" (35mm) ~ 1 3/4" (45mm) standard.

#### BACKSET

2 3/4" (70mm) standard or 2 3/8" (60mm) optional backset

#### LATCH FACEPLATE

1 1/8" x 2 1/4" (28mm x 57mm) square corner, beveled, for 2 3/4" (70mm) backset standard

1" x 2 1/4" (25mm x 57mm) square corner, beveled, for 2 3/8" (60mm) backset optional

#### STRIKES

ANSI Curved lip strike 1 1/4" x 4 7/8" x 1 3/16" (32mm x 124mm x 30mm) lip to center standard. Optional ("T", "Full-lip") strikes available on request, lip lengths and strike box available.

#### ANSI STANDARDS

Meets ANSI / BHMA A156.2 Series 4000, Grade 2 strength and operational requirements.

#### LATCH BOLT

1/2" (13mm) throw solid brass, deadlocking on keyed and non-keyed function.

#### CYLINDER

6-pin solid brass "Schlage C" keyway standard with two brass keys per lock.

#### LEVER MECHANISM

Free wheeling lever mechanism. When the outside lever is locked, it will rotate freely up and down while remaining securely locked.

#### INTERCHANGEABLE CORE (IC)

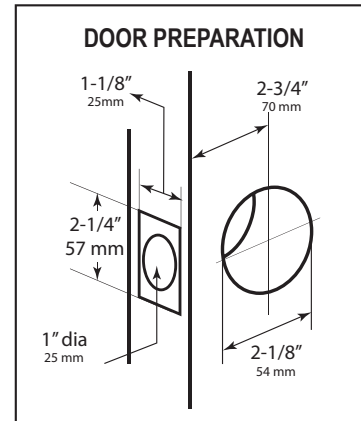
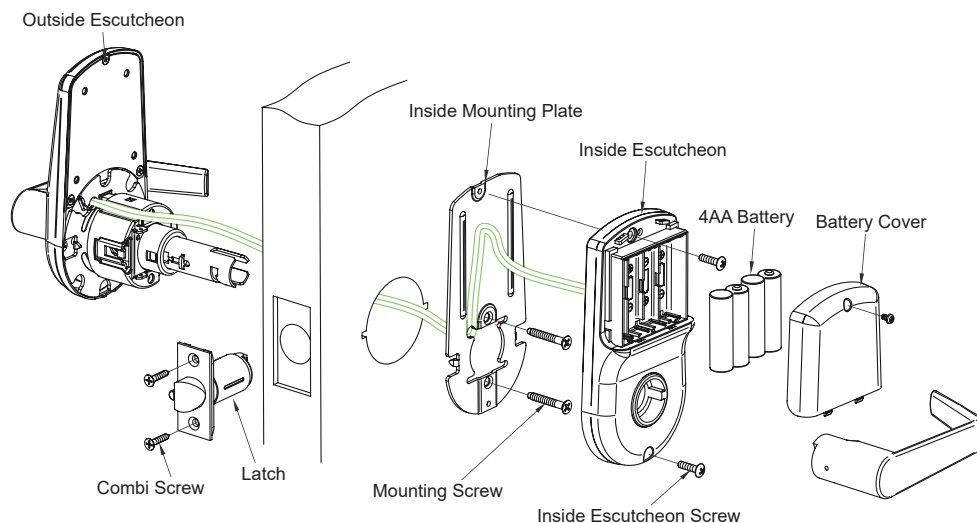
SFIC Interchangeable Core security cylinder. Compatible 6 or 7 pin cores with Best and Master. Prefix "IC" before part number.

#### POWER SOURCE

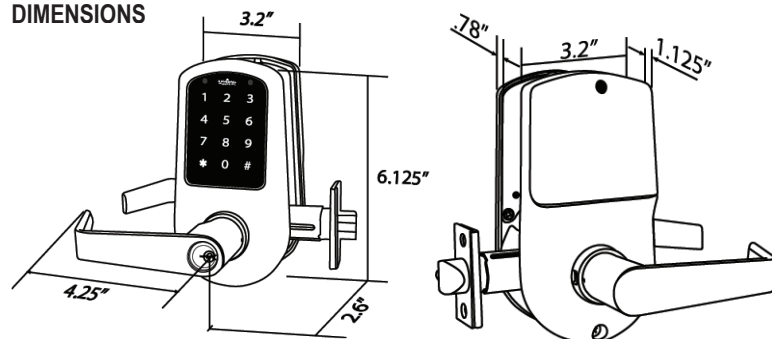
Powered by 4 AA Alkaline batteries.

#### WEATHER RESISTANT

All models are weather resistant for temperature ranges of -30°F ~ 150°F (-35°C ~ +66°C) at 85% relative humidity.



## DIMENSIONS



## FINISHES AVAILABLE

BHMA SYMBOL	US CODE	DESCRIPTION
626	US26D	Satin Chrome
613	US10B	Oil Rubbed Bronze
622	US1	Flat Black Coated
605	US3	Polished Brass
606	US4	Satin Brass
625	US26	Bright Chrome

Refer to Price List for stock finishes & functions


## FUNCTIONS

### CR9000



Latch bolt operated by lever from either side. Outside would need to enter pre-programmed code on the touch screen in order to retract the latch upon turning lever. Key overrides the use of the touch screen.

### ICCR9000



Latch bolt operated by lever from either side. Outside would need to enter pre-programmed code on the touch screen in order to retract the latch upon turning lever. Key overrides the use of the touch screen. Available with Interchangeable Core.

## FEATURES

### Stand-alone Touchscreen

Responds to human touch enabling convenient entrance or access to programming menu. After operation has been completed, the lock reverts back to sleep mode.

### Master PIN Code

Use for programming the lock and entering Master and User PIN codes. Can also be used to open the lock and reset to factory settings. (6 digits)

### User PIN Code

This feature only opens the lock by entering the code on the touch pad. It won't be able to program or change the settings. This lock can accommodate up to 50 user codes, 4 to 6 digits combined RFID and User PIN codes.

### One-Time User PIN Code

Can only be used once. This lock can store up to 2 one-time User PIN code simultaneously.

### Auto Re-lock Time

After successful code entry and unit unlock, it will automatically re-lock in default for five (5) seconds. It can be changed by Master PIN code.

### Passage Mode

Enabling passage mode allows continuous entry for non-restricted traffic. Passage mode can either be enabled or disabled by the Master Pin code. When in passage mode, the green LED light is blinking.

### Lock-Out Mode

This feature can be enabled by Master PIN Code. When enabled, it restricts all User PIN codes access except Master PIN code.

### Low Battery Indicator

The blinking action signals internal 4 AA alkaline batteries are low.

### Weather Resistant

CR9000 are manufactured making sure that internal electronic parts are protected from moisture, dust water and corrosion. All models are weather resistant for temperature ranges of -30° F ~ 150° F (-35° C ~ +66° C) at 85% relative humidity.

### Touch to Wake-up

Touching the screen activates the touchscreen. Enter the PIN code while the number pad is illuminated.