

7700, 9800, 2200 SERIES ELECTRIFIED LEVER TRIMS


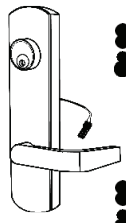
► TRIMS & ACCESSORIES

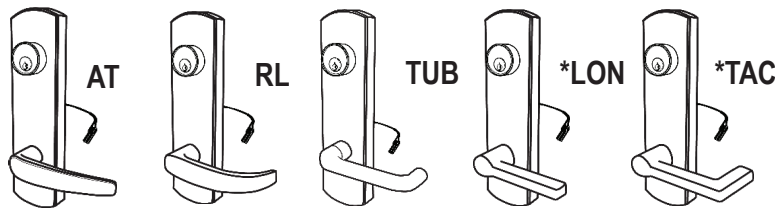
All trims include 6-pin "C" keyway cylinder. Other major manufacturers' keyways available. (See page EE17)

★ TRIMS AND ACCESSORIES ★

ILLUSTRATION	ITEM #	DESCRIPTION	FINISH
--------------	--------	-------------	--------

ELECTRIFIED LEVER TRIMS FOR ESC7700 & NESC9800 (Non-Handed)

 	ESC77/98-EL ICESC77/98-EL ICSCESC77/98-EL	EL (ELECTRICALLY LOCKED, FAIL SAFE), DUAL VOLTAGE 11-30VDC / 10-24VAC	US26D, US10B, US3, US1
	ESC77/98-EU ICESC77/98-EU ICSCESC77/98-EU	EU (ELECTRICALLY UNLOCKED, FAIL SECURE), DUAL VOLTAGE 11-30VDC / 10-24VAC	





For Other Designs: Insert "AT", "RL", "TUB", "LON" or "TAC" before ESC77/98 when ordering.
For Example: ESC77/98-EL with "TAC" design, will be "TACESC77/98-EL"

***NOTE: LON & TAC designs: US26D, US10B, & US1 IN STOCK.**

Other finishes available with factory lead time and subject to minimum order quantity. Consult factory.

ELECTRIFIED LEVER TRIMS FOR NESC2200 (Non-Handed)

ELECTRIFIED LEVER TRIMS FOR NESC2200 (Non-Handed)			FINISH
 	NESC22-EL ICNESC22-EL ICSCNESC22-EL	EL (ELECTRICALLY LOCKED, FAIL SAFE), DUAL VOLTAGE 11-30VDC / 10-24VAC	ALUM, DURO, GOLD, US1
	NESC22-EU ICNESC22-EU ICSCNESC22-EU	EU (ELECTRICALLY UNLOCKED, FAIL SECURE), DUAL VOLTAGE 11-30VDC / 10-24VAC	

For 2 1/4" thick door order part # **TAIL3**

● (IC) Indicates function available with **Best, Falcon & Arrow Interchangeable Core**.

● (ICSC) Indicates function available with **Schlage Full Size Format Interchangeable Core**.

▶ **TRIMS & ACCESSORIES FOR 7700 & 9800 SERIES**

All trims include 6-pin "C" keyway cylinder. Other major manufacturers' keyways available.

★ **STANDARD DISCOUNT ONLY ON TRIMS AND ACCESSORIES** ★





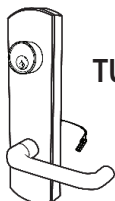




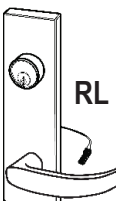

ILLUSTRATION	ITEM #	DESCRIPTION	FINISH
ELECTRIFIED LEVER TRIMS FOR 7700 & 9800 SERIES (Non-Handed)			
 	<ul style="list-style-type: none"> ● N-CVRESC-EL ● N-ICCVRESC-EL ● N-ICSCCVRESC-EL 	EL (ELECTRICALLY LOCKED, FAIL SAFE), DUAL VOLTAGE 11-30VDC / 10-24VAC	US26D, US10B
	<ul style="list-style-type: none"> ● N-CVRESC-EU ● N-ICCVRESC-EU ● N-ICSCCVRESC-EU 	EU (ELECTRICALLY UNLOCKED, FAIL SECURE), DUAL VOLTAGE 11-30VDC / 10-24VAC	
    	<div style="border: 1px solid black; padding: 5px;"> <p>For Other Designs: Insert "AT", "RL", "TUB", "LON" or "TAC" before CVRESC when ordering. For Example: N-CVRESC-EL with "TAC" design, will be "N-TACCVRESC-EL"</p> </div>		

ILLUSTRATION	ITEM #	DESCRIPTION	FINISH
ELECTRIFIED LEVER TRIMS FOR 7700 & 9800 SERIES (Non-Handed)			
  	<ul style="list-style-type: none"> ● FS12HD or FS12TS or FS12RL ● ICFS12HD or ICFS12TS or ICFS12RL ● ICSCFS12HD or ICSCFS12TS or ICSCFS12RL 	FAIL-SAFE (FS) OPTION 12V AC / DC	US32D
	<ul style="list-style-type: none"> ● FS24HD or FS24TS or FS24RL ● ICFS24HD or ICFS24TS or ICFS24RL ● ICSCFS24HD or ICSCFS24TS or ICSCFS24RL 	FAIL-SAFE (FS) OPTION 24V AC / DC	
	<ul style="list-style-type: none"> ● FSE12HD or FSE12TS or FSE12RL ● ICFSE12HD or ICFSE12TS or ICFSE12RL ● ICSCFSE12HD or ICSCFSE12TS or ICSCFSE12RL 	FAIL-SECURE (FSE) OPTION 12V AC / DC	
	<ul style="list-style-type: none"> ● FSE24HD or FSE24TS or FSE24RL ● ICFSE24HD or ICFSE24TS or ICFSE24RL ● ICSCFSE24HD or ICSCFSE24TS or ICSCFSE24RL 	FAIL-SECURE (FSE) OPTION 24V AC / DC	
For 2 or 2 1/2" thick door use additional part# TAIL9			

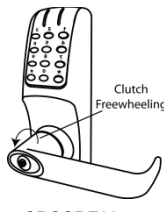
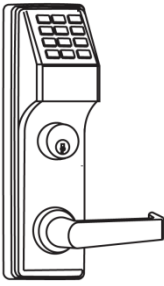
- (IC) Indicates function available with **Best, Falcon & Arrow Interchangeable Core.**
- (ICSC) Indicates function available with **Schlage Full Size Format Interchangeable Core.**

► **TRIMS & ACCESSORIES FOR 7700 & 9800 SERIES**

All trims include 6-pin "C" Keyway Cylinder. Other major manufacturers' keyways available.

★ TRIMS AND ACCESSORIES ★			
ILLUSTRATION	ITEM #	DESCRIPTION	FINISH
ELECTRIFIED MORTISE LOCK CASE FOR N-MR7700 / N-MR9800 EXIT DEVICES			
	N-MR-EL-LHR N-MR-EL-RHR	EL (ELECTRICALLY LOCKED, FAIL SAFE) DUAL VOLTAGE 11-30VDC / 10-24VAC, NON-FIRE RATED	US32D, US10B
	N-MR-EU-LHR N-MR-EU-RHR	EU (ELECTRICALLY UNLOCKED, FAIL SECURE), DUAL VOLTAGE 11-30VDC / 10-24VAC, NON-FIRE RATED	
	N-FMR-EL-LHR N-FMR-EL-RHR	EL (ELECTRICALLY LOCKED, FAIL SAFE), DUAL VOLTAGE 11-30VDC / 10-24VAC, FIRE RATED	
	N-FMR-EU-LHR N-FMR-EU-RHR	EU (ELECTRICALLY UNLOCKED, FAIL SECURE), DUAL VOLTAGE 11-30VDC / 10-24VAC, FIRE RATED	

► **ELECTRONIC TRIMS LIST PRICE FOR 6600, 7700, 9800 SERIES**

ILLUSTRATION	ITEM #	DESCRIPTION	FINISH
HEAVY DUTY KEYLESS LOCK			
 <p>CRCODE007</p>	CRCODE007L	Heavy Duty Clutch Keyless Digital Lock to be used for 7700 & 9800 Series Rim Exit Devices Only. (Specify handing when ordering). Available with other major manufacturer's keyway	US26D
	CRCODE007R		
 <p>CR4000 (9800) CR5000 (6600 / 7700)</p>	CR4000	Trilogy © Exit Device Trims for 6600, 7700 & 9800 Series Rim Exit Devices only. Non-Handed. (**Note - IC includes CYLINDER ADAPTER KIT for Best, Falcon & Arrow Interchangeable Core) Excludes Rim Cylinder Housing and Core.	US26D, US10B
	CR5000		
	● ICCR4000		
	● ICCR5000		

◆ OTHER KEYWAYS	
CRCODE007	Schlage C-K, Russwin D1, D2, D3, Corbin 60, Sargent LA-LB-LC, Falcon / Weiser E, Corbin-Russwin L4, Arrow A, Yale 8, Yale GA, Kwikset
ESC7700, ESC7705, NESC9800, NESC9805, NESC2200, NESC2205, N-CVRESC-00, N-CVRESC-05, HDESC-00, HDESC-05, HDTSESC-00, HDTSESC-05, N-MRESC-00, N-MRESC-05, CR4000, CR5000	