

**GLS9800 & GLSCVR9800 (Non-Fire Rated)**  
**FGLS9800 & FGLSCVR9800 (Fire Rated)**  
 Narrow Stile Rim, Concealed Vertical Rod Exit Device, ANSI A156.3 Grade 1  
 UL-Listed for Panic & Safety. CVR is Fire Rated for up to 36" Only.  
 Options: Alarm, Electrified, Less Bottom Rod (LBR upon installation)



ILLUSTRATION	ITEM #	DESCRIPTION	FINISH	
	<b>NON-FIRE EXIT HARDWARE</b>			
	GLS9800EO36	Rim Exit Device for 36"	<b>US32D US10B NON STOCK</b>	
	GLS9800EO48	Rim Exit Device for 48"		
	GLSCVR983684 *SH	Concealed vertical rod 36" X 84"		
	GLSCVR984884 *SH	Concealed vertical rod 48" X 84"		
	<b>FIRE EXIT HARDWARE RATED 3 HOURS (Includes thru-bolts)</b>			
	FGLS9800EO36	Rim Exit Device for 36"	<b>US32D US10B NON STOCK</b>	
	FGLS9800EO48	Rim Exit Device for 48"		
	FGLSCVR983684 *SH	Concealed vertical rod 36" X 84"		

\*SH Specify Left Hand Reverse (LHR) or Right Hand Reverse (RHR) for convenience; LBR Optional upon installation

**❖ ❖ ❖ MUST ORDER TRIM SEPARATELY ❖ ❖ ❖**

- TRIMS & ACCESSORIES**
- All trims include 6-pin "C" keyway cylinder.
  - Other major manufacturers' keyways available. (See page E27)
  - 4 pcs per master carton
- NON-STOCK FINISHES**
- Availability subject to minimum quantity and lead-time. Consult factory.
  - Non-handed on rim only
  - Concealed Vertical rod is handed. Specify LHR or RHR at time of order.

- ALARM AVAILABLE**
- Alarm available on 36" bar only.
  - Prefix NALRM before PART#.
- ANTI-MICROBIAL**
- Available on US32D finish Only. Use part # ANTB-EXIT.


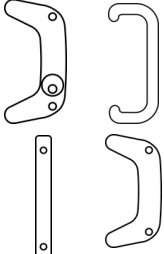

ELR, RX, LX, RXLX and  
POWER SUPPLIES AVAILABLE  
See PAGES E44-E46

**IMPORTANT:**  
GLS9800 and GLSCVR9800 Trims  
can be used with GLS7700 and  
GLSCVR7700 Exit Devices

ILLUSTRATION	ITEM #	DESCRIPTION	FINISH	PCS / MC	UNIT
<b>ESCUTCHEON TRIMS (Non-Handed)</b>					
	GLSRIM9800	Clutch Entrance, key-locks or unlocks escutcheon trim ANSI FUNCTION (08)	<b>US26D, 10B</b>	12	Ea.
	ICGLSRIM9800				
	ICSCGLSRIM9800				
	GLSRIM9805	Clutch Storeroom, key unlocks the lever, lever retracts latch bolt, otherwise always locked ANSI FUNCTION (09)			
	ICGLSRIM9805				
ICSCGLSRIM9805					
GLSRIM9830	Passage, trim always operable and free ANSI FUNCTION (14)				
GLSRIM9840	Dummy Escutcheon trim ANSI FUNCTION (02)				

## ► TRIMS & ACCESSORIES

All trims include 6-pin "C" keyway cylinder. Other major manufacturers' keyways available. (See below)

ILLUSTRATION	ITEM #	DESCRIPTION	FINISH	PCS/MC	UNIT	
<b>CVR ESCUTCHEON TRIMS (Non-Handed)</b>						
	GLSCVR9800 ● ICGLSCVR9800, ● ICSCGLSCVR9800	Clutch Entrance, key-locks or unlocks escutcheon trim. ANSI FUNCTION (08)	US26D, 10B	12	Each	
	GLSCVR9805 ● ICGLSCVR9805, ● ICSCGLSCVR9805	Clutch Storeroom, key unlocks the lever, lever retracts latch bolt, otherwise always locked ANSI FUNCTION (09)				
	GLSCVR9830	Passage, trim always operable and free ANSI FUNCTION (14)				
	GLSCVR9840	Dummy Escutcheon trim ANSI FUNCTION (02)				
	OFSTPUL-10	Offset Pull Trim for Narrow Stile device	US10B US32D	ALUM	1	Each
	98GLSNL ● IC98GLSNL ● ICSC98GLSNL	C-Pull Trim with Cylinder for Narrow Stile device (Specify Handing)		ALUM, DB		
	98GLSUP	C-Pull Trim without Cylinder for Narrow Stile device				
	GLSRIMEOP	Outside cover plate for rim devices only				
	98GLSCYL-1 ● IC98GLSCYL-1 ● ICSC98GLSCYL-1	Cylinder Trim for Narrow stile device	US26D, 10			
<b>STRIKES &amp; ACCESSORIES</b>						
48CD9800 ● IC48CD9800 ● ICSC48CD9800	Cylinder dogging kit for 36" GLS9800 & GLSCVR9800 Series Narrow Stile Rim and Vertical Rod Non-Fire Rated Exit Devices		US10B, 32D, 3			
NVALARM48 ● ICNVALARM48 ● ICSCNVALARM48	Alarm kit for 36" GLS9800 & GLSCVR9800 Series Narrow Stile Rim and Vertical Rod Exit Devices		US10B, 32D, ALUM, DURO			
265	Bottom strike, concealed vertical rod device			1	Each	
260	Top strike, concealed vertical rod device					
LFF	Lock front filler (Zinc plated)					
SF	Strike filler (Zinc plated)					
MCVROD96	Vertical Top Rod for 96" metal door					
CUT CHARGE	Labor for cutting exit devices to size (applicable to all Series)					
ANTB-TRIM	Anti-Microbial Coating on Exit Device Trims in US26D only					
<b>FOR MULLIONS AND ACCESSORIES, PLEASE REFER TO PAGE E52.</b>						
● (IC) Indicates function available with <b>Best, Falcon &amp; Arrow Interchangeable Core.</b>						
● (ICSC) Indicates function available with <b>Schlage Full Size Format Interchangeable Core.</b>						
<b>CONSULT FACTORY OR WEBSITE FOR TEMPLATES ON ALL EXIT DEVICES AND TRIMS</b>						

◆ OTHER KEYWAYS	
GLSRIM9800, GLSRIM9805, GLSCVR9800, GLSCVR9805, 36CD9800, 48CD9800, NVALARM36, NVALARM48	Schlage C-K, Russwin D1,D2, D3, Corbin 60, Sargent LA-LB-LC, Falcon / Weiser E, Corbin-Russwin L4, Arrow A, Yale8, Yale GA, Kwikset.