


**GUARDIAN**  
CYLINDRICAL DEAD LATCHES  
MEETS ANSI STANDARD A156.36  
GRADE 2



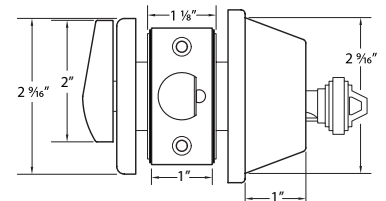
**LIFETIME WARRANTY**

**MEETS**  
*The Buy American Act*



Meets ADA requirements  
Specially designed for  
Barrier Free Application  
Conforms with BHMA / ANSI A156.36,  
Grade 2 Requirements  
Exceeds 150,000 Cycles

**ULDL-55**  
SINGLE CYLINDER  
W/ TURN PIECE



**ULDL-70**  
SINGLE CYLINDER  
W/ BLANK PLATE



**ULDL-80**  
TURN PIECE  
W/ BLANK PLATE

PRODUCT IMAGES SHOWN ON THIS PAGE  
INSTALLED WITH OPTIONAL ADAPTER RING.  
FOR 1 3/8" DOORS; SOLD SEPARATELY.

**SPECIFICATIONS**

**EXPOSED TRIM**

Wrought Brass or Stainless Steel

**DOOR RANGES**

1 3/8" to 1 3/4" door thickness.  
( Use optional adapter ring for 1 3/8" doors, sold separately )

**BACKSET**

2 3/4" Standard. 2 3/8", 3 3/4" and 5" Optional

**DEAD LATCH**

1/2" Throw, Solid Brass

**DEAD LATCH FACEPLATE**

2 1/4" x 1", square corner packed with 1/8" filler for 1 1/8" width

**BORE DIAMETER**

1" for latch, 2 1/8" for lock housing

**STRIKE**

T-Strike Standard. ASA and full lip strike available upon request

**KEYWAYS**

6-Pin Solid Brass "C" Keyway Standard  
Weiser "E", Arrow "A", Kwikset also available

**ANSI STANDARDS**

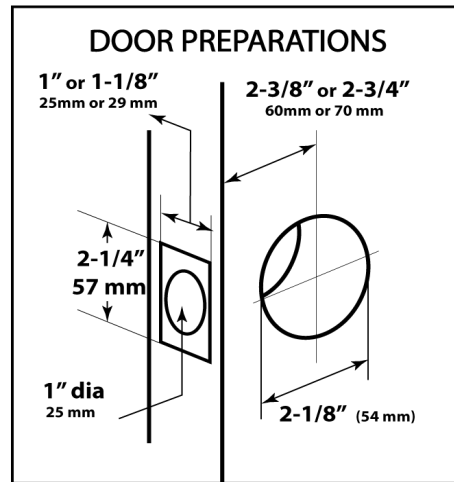
Meets or Exceeds ANSI / BHMA A156.36, Grade 2 Standards

# GUARDIAN SERIES FINISHES AND FUNCTIONS



FINISHES AVAILABLE		
BHMA SYMBOL	US CODE	DESCRIPTION
622	US1	Flat Black Coated
605	US3	Polished Brass
606	US4	Satin Brass
612	US10	Satin Bronze
613E	US10BE	Dark Satin Bronze, Equivalent
619	US15	Satin Nickel
625	US26	Polished Chrome
626	US26D	Satin Chrome

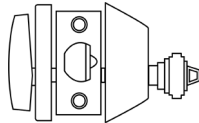
Refer to price list for stock finishes and functions



**LIFETIME WARRANTY**

**MEETS**  
*The Buy American Act*

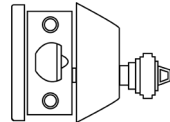
**ULDL-55**  
ANSI E01102



**Single Cylinder with Turn Piece**

Dead locking latch bolt retracted by key from outside and by thumb turn from inside. No latch bolt hold back.

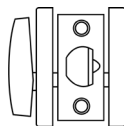
**ULDL-70**  
ANSI E0132



**Single Cylinder with Blank Plate**

Dead locking latch bolt retracted by key from outside. Blank plate inside (exposed screws). Otherwise, always locked.

**ULDL-80**  
ANSI E01122



**Turn Piece with Blank Plate**

Dead locking latch bolt retracted by thumb turn from inside. Blank plate outside (exposed screws). Otherwise, always locked.

**OTHER FUNCTIONS NOT LISTED ARE AVAILABLE UPON REQUEST**