




## LATCHBOLT MONITOR SWITCH

### LX9800

Latch Bolt Monitor switch for 9800 series exit device. This kit sends a signal to alert the control panel that the door has been opened by someone exiting or entering within the secured area. This kit is factory installed.



### APPLICATION

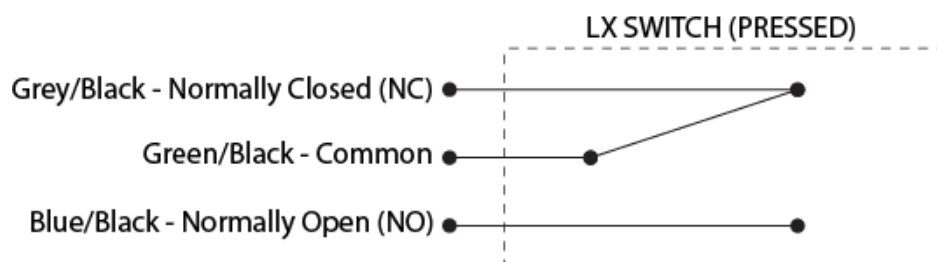


## SPECIFICATIONS

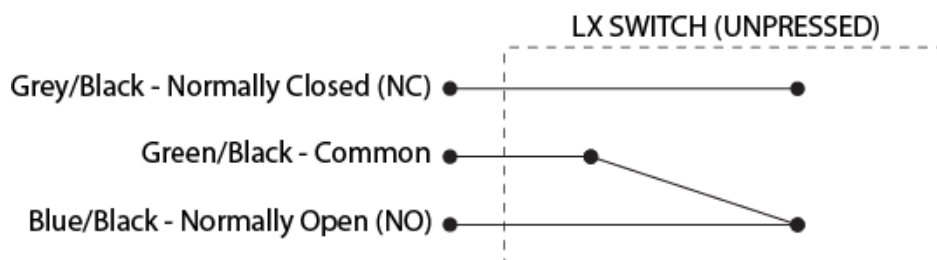
Rating: 5A@ 120VAC/DC

Configuration: Green/Black - Common (C)  
Blue/Black - Normally Open (NO)  
Gray/Black - Normally Closed (NC)

## SCHEMATIC DIAGRAM



Setup when Latch  
is at rest.



Setup when Latch  
is pressed.