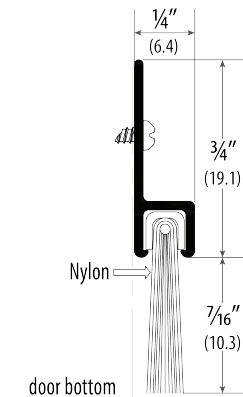




BW-303 Brush Weatherstrips



ITEM INFO:

BW-303

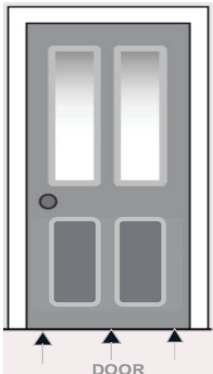
NYLON BRUSH

Length: **36", 48", 84", 96"**

Available Finishes:

A (Mill Finish Aluminum)

D (Dark Bronze Anodized Aluminum)



Packaging includes:

- Screws for wood and metal doors

Fasteners:

#6 x 5/8" PPHSMS

Weather Seal Door Accessories

BW-303 Brush Weatherstrips

Installation Guidelines:

CUTTING BRUSH:

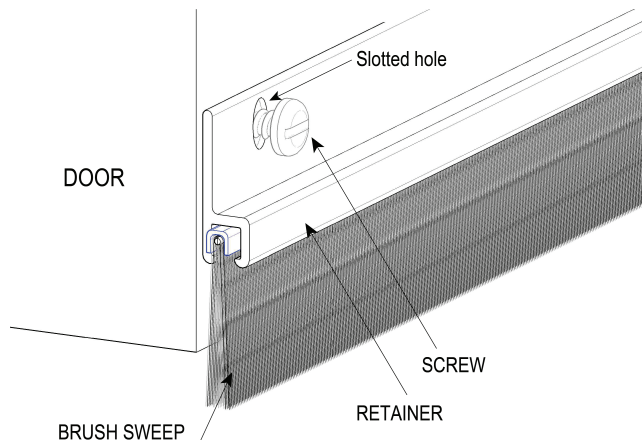
1. Detach brush prior to trimming.
2. Cut off extra brush using a cutting tool (lineman side cutting pliers) and crimp the brush strand ends.
3. Re-install the brush until it is level with one end of the retainer and crimp to hold it in place.

DOOR BOTTOM RETAINER:

1. Determine the required length, mark and cut the door bottom sweep to full width of the door.
2. When trimming, remove parts of the brush seal to be trimmed and use a cutting tool (lineman side cutting pliers) to compress the end of seal. This will retain the brush. Trim the aluminum retainer with a hacksaw.
3. Close the door and place door bottom sweep along outside bottom edge of door so that it makes contact with threshold. Mark door in center of slotted holes.
4. Drill pilot holes in door at marks.
5. Fasten door bottom sweep to door with screws.
6. Adjust to ensure firm contact with threshold / above finish floor.

Tools Required:

- Power tool drill
- Measuring tape
- Marker
- Screw driver
- Caulking gun
- Cutting tools (hacksaw & plier)



Important Reminder: Always use appropriate Personal Protective Equipment (PPE) during installation.

TESTING/RATINGS:



Gasketing material for fire doors intended for application to UL listed steel frames and/or classified steel covered composite type, and hollow metal type fire doors rated up to 3hrs; wood and plastic covered composite type fire doors rated up to 1-1/2 hrs; and wood core type fire doors rated up to 20 minutes.
43ZY

CAL-ROYAL

PRODUCTS, INC. U.S.A.

6605 Flotilla Street, City of Commerce, CA 90040 U.S.A.

Website: www.cal-royal.com | Email: sales@cal-royal.com

Phone: (323) 888-6601 ; (800) 876-9258 | Fax: (323) 888-6699 ; (800) 222-3316

DWG # TWG5012 - 1/1 - JAN 2026