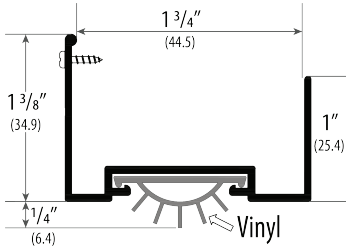




Weather Seal Door Accessories

DS-403 Door Shoes

DS-403 Door Shoes



ITEM INFO:

DS-403

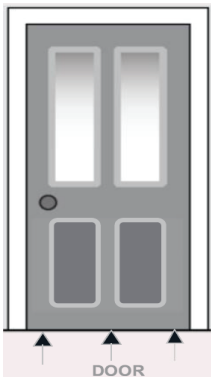
VINYL INSERT

Length: **36", 48"**

Available Finishes:

AV (Mill Finish Aluminum)

DV (Dark Bronze Anodized Aluminum)



Packaging includes:

- Screws for wood and metal doors

Fasteners:

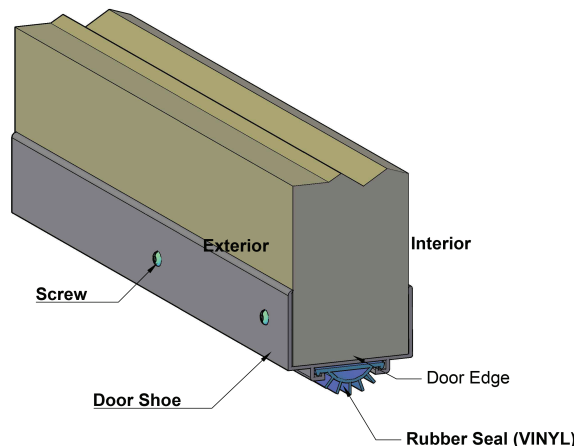
#6 x 5/8" PPHSMS

Installation Guidelines:

1. Remove the door if necessary to prepare the bottom of the door prior to installation of door shoe.
2. Measure, mark, and trim door shoe exact to the full width of the door. Trim seal 1/16" longer than trimmed door shoe on each end. Crimp ends to secure insert.
3. Drill pilot holes in header stop for the screw at marks.
4. Slide door shoe in place and insert screws. Adjust to ensure light even contact with threshold. Fasten the screws.

Tools Required:

- Power tool drill
- Cutting tools (Miter saw, circular saw, hacksaw, & plier)
- Marker
- Measuring tape
- Screw driver



Important Reminder: Always use appropriate Personal Protective Equipment (PPE) during installation.

TESTING / RATINGS:



GASKETING MATERIAL FOR FIRE DOORS INTENDED FOR APPLICATION TO UL LISTED STEEL FRAMES AND/OR CLASSIFIED STEEL COVERED COMPOSITE TYPE, AND HOLLOW METAL TYPE FIRE DOORS RATED UP TO 3HRS; WOOD AND PLASTIC COVERED COMPOSITE TYPE FIRE DOORS RATED UP TO 1-1/2 HRS; AND WOOD CORE TYPE FIRE DOORS RATED UP TO 20 MINUTES.
43ZY