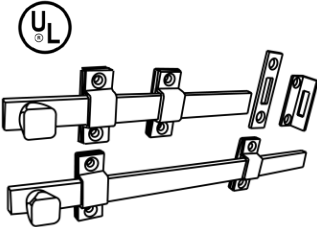
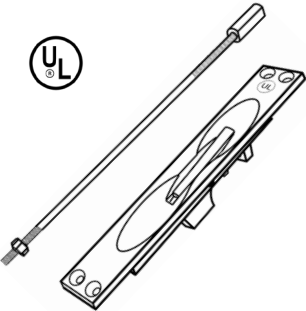
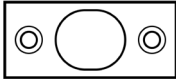
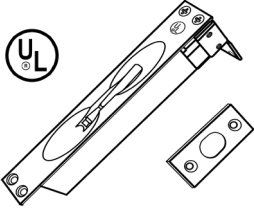
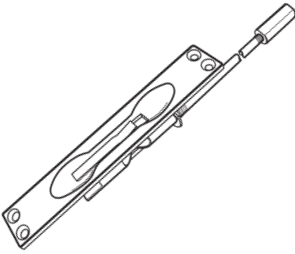
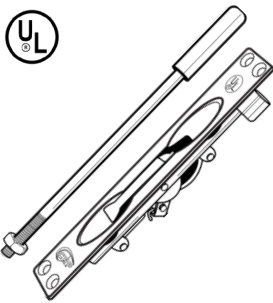


## SECURITY BOLTS

ILLUSTRATION	ITEM NO	DESCRIPTION	FINISH	INNER QTY	MASTER QTY	UNIT
	UL831 (ESBUL50 before)	UL Listed 8" Surface Mounted Heavy Duty Surface Bolt. Steel Construction. Bolt Throw 1", Width 3/4", Length 8", Projection 1 5/16". Packed with Mortise and Universal Strikes. Comparable to IVES #453 ANSI / BHMA A156.16, L04161	US26D	1	50	EACH
	UL831-12 (ESBUL12 before)	12" Length, Same Specs as Above	US26D	1	50	EACH
	MF6341	UL Listed Solid Brass Lever Extension Flush Bolt. Commercial Type, 1" x 6 3/4", 12" Extension, 5/8" Throw. New Extruded Brass Design. ANSI / BHMA A156.16, L04081	US26D, 3 US10, 10B, US4, 5, 26, US15, 15A, L1	2	50	PAIR
	FBROD-12	12" Extended Rod for MF6341				
	FBROD-18	18" Extended Rod for MF6341				EACH
	FBROD-24	24" Extended Rod for MF6341		1	1	
	FBROD-36	36" Extended Rod for MF6341				EACH
	FBROD-48	48" Extended Rod for MF6341				EACH
	STRKMF	Strike for MF6341 Packed with 2 screws in a nylon bag	US3, 10B, US15, 26, US26D	1	1	EACH
	WF6341	UL Listed Solid Brass Lever Extension Flush Bolt. Commercial Type, 1" x 6 3/4", 5/8" Throw. <b>For Wood or Composite Doors.</b> ANSI / BHMA A156.16, L04081	US3, 10B, US15, 26, US26D  US1 <b>NEW FINISH</b>	1	50	EACH
	SBFB825	Stamped Brass Manual Flush Bolt. Commercial Type, 1" x 6 3/4", 12" Extension, 3/4" Throw. Non-Handed Extended Rods Available. See MF6341 (above).	US3  US10B, 15, US26D	2	50	PAIR
						PAIR
	FBS-100	Stainless Steel, UL Listed Flip Style Mortise Flush Bolt Commercial Type, 1" x 6 3/4", Rod: 12" from center of flush bolt to the tip of the bolt. 3/4" Throw. Non-Handed UL Listed No. R14281 ANSI / BHMA A156.16	US32D  US10B  US1	2	50	PAIR
	RD-12	12" Extended Rod for FBS-100				
	RD-18	18" Extended Rod for FBS-100				
	RD-24	24" Extended Rod for FBS-100		1	1	EACH
	RD-36	36" Extended Rod for FBS-100				
	RD-48	48" Extended Rod for FBS-100				EACH