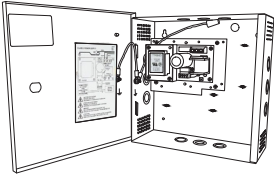


POWER SUPPLIES FOR ELECTRIFIED EXIT DEVICES

The CRPS1N is a heavy duty, high quality, low cost solution for powering a single latch retracting exit device. The solid-state design insures years of trouble-free operation. The power supply delivers raw, unregulated DC current which is ideal for the extreme in-rush requirement of most solenoid driven electric latch retracting exit devices. The power supply comes housed in a sturdy, yet compact metal enclosure.

CRPS1N 



Features:

- Power supply delivers the necessary high current in-rush for a single exit device
- Solid-state design eliminates problems associated with mechanical relays
- Single input / output
- Door mounted LED Power Indicator
- Fire alarm contacts can be wired in series with input trigger to achieve fire alarm disconnect
- Removable Euro-style terminal blocks allow for easy installation
- No hassle 3-year warranty

Specifications:

- Input Voltage – 120V AC, 60 Hz, 2 Amp Input Fuse
- Output Voltage – 24V DC @ 1A
- 1 Solid-State Input / Output (input triggered by dry contact)

Electrical:

- Temperature Range: 0 to 49° C; 32 to 120° F
- Maximum Humidity: 85%


LED's:

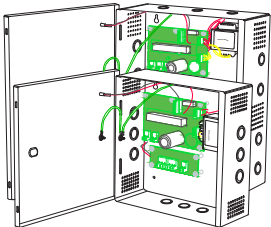
- RED = A/C Power indicator
- GREEN = D/C Output indicator

- *Enclosure dimensions: 11" x 11" x 4"*

The CRPS220 and CRPS220B (Battery Backup) are regulated, linear power supplies rated at 2 Amps @ 24V DC to (2) PTC fused outputs. It also provides (2) solid-state input triggers, protects system relays from shorts, grounds and surges. These power supplies may also be used to power electrified mortise and cylindrical locks, electric strikes, mag locks, motorized exit devices.



CRPS220
CRPS220B 



Features:

- Built to run up to 2 locks, exit trim, and LP Motor / Solenoid kits
- Two independent inputs / outputs
- Linear design insures ample inrush / hold current for latch retraction
- Door mounted LED Power Indicator
- Fire alarm link
- Removable Euro-style terminal blocks allow for easy installation
- No hassle 3-year warranty

Additional Features (CRPS220B Only):

- Regulated, independent battery charging
- Automatic uninterrupted backup circuit
- Battery cables included
- Requires (2) 12V DC 7AH batteries
- Batteries not included

Specifications:

- Input Voltage – 120V AC, 60 Hz, 2 Amp Input Fuse
- Output Voltage – 24V DC @ 2A
- 2 Solid-State Input / Output (input triggered by dry contact)
- Power Tap - 24V DC @ .5A

Electrical:

- Temperature Range: 0 to 49° C; 32 to 120° F
- Maximum Humidity: 85%

LED's:

- RED = A/C Power indicator
- GREEN = D/C Output indicator
- ORANGE = Battery Output Indicator

- *CRPS220 Enclosure dimensions: 11" x 11" x 4"*

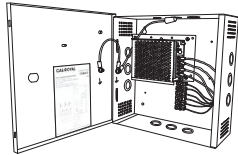
- *CRPS220B Enclosure dimensions: 13" x 15.5" x 5"*

(Replacement of CRPS2, CRPS2BB, CRPS202, CRPS202B)

POWER SUPPLIES FOR ELECTRIFIED EXIT DEVICES

The CRSW3 is a low cost, regulated switching power supply. It is designed specifically to supply power to low current DC devices such as mortise locks, cylindrical locks, and electric strikes. The CRSW3 supplies a continuous 2.4A @ 27V DC and provides (3) non-fused outputs. The unit is housed in a high-quality metal enclosure.

CRSW3



Features:

- Adjustable output voltage from 24-27VDC
- No hassle 3-year warranty

STANDARD DISCOUNT ONLY

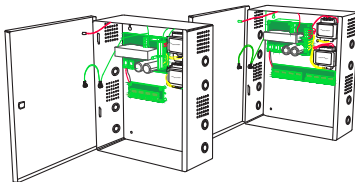
Specifications:

- Input Voltage – 110 / 220V AC
- Output Voltage – 27V DC @ 1A
- (3) non-fused outputs
- *Enclosure dimensions: 10" x 10" x 4"*

The CRPS440B and CRPS480B (Battery Backup) are regulated, linear power supplies rated at 4 Amps @ 24V DC to (4) or (8) PTC fused outputs. It also provides (4) or (8) solid-state input triggers, protects system relays from shorts, grounds and surges. These power supplies may also be used to power electrified mortise and cylindrical locks, electric strikes, mag locks, motorized exit devices.



CRPS440B
CRPS480B



(Replacement of CRPS5)

Features:

- Built to run up to 4 or 8 locks, exit trim, and LP Motor / Solenoid kits
- 4 or 8 independent inputs / outputs
- Linear design insures ample inrush / hold current for latch retraction
- Door mounted LED Power Indicator
- Fire alarm link
- Removable Euro-style terminal blocks allow for easy installation
- No hassle 3-year warranty

Additional Features (Battery Backup):

- Regulated, independent battery charging
- Automatic uninterrupted backup circuit
- Battery cables included
- Requires (2) 12V DC 7AH batteries
- Batteries not included

Specifications:

- Input Voltage – 120V AC, 60 Hz, 2 Amp Input Fuse
- Output Voltage – 24V DC @ 4A
- **CRPS440B:** 4 Solid-State Input / Output (input triggered by dry contact)
- **CRPS480B:** 8 Solid-State Input / Output (input triggered by dry contact)
- Power Tap - 24V DC @ .5A

Electrical:

- Temperature Range: 0 to 49° C; 32 to 120° F
- Maximum Humidity: 85%

LED's:

- RED = A/C Power indicator
- GREEN = D/C Output indicator
- ORANGE = Battery Output Indicator
- *Enclosure dimensions: 13" x 15.5" x 5"*