

**I N S T A L L A T I O N   I N S T R U C T I O N****DESCRIPTION****REX7700**

Field Installable Request-to-Exit switch for 7700 series exit device. This kit's easy to install switch that sends a signal to alert the control panel that the door is about to be opened by someone exiting from within the secured area. This switch is SPDT (single pole, double throw).

**SPECIFICATIONS**

Rating: 5A@ 120VAC/DC

Configuration: Green - Common (C)  
Blue - Normally Open (NO)  
Gray - Normally Closed (NC)

**I N S T A L L A T I O N      I N S T R U C T I O N S**


1. Remove end cap & filler cover.




2. Loosen Dogging mechanism set screw.



3. Loosen head cover screws and remove cover.






4. Push down pad arm and slide pad back.






**I N S T A L L A T I O N      I N S T R U C T I O N S**

5. Fish wires through push pad assembly.
6. Slide Rex bracket onto head bracket.
7. Insert screws that are provided and tighten.
8. Slide push pad assembly forward. Push down pad arm and slide over.



**I N S T A L L A T I O N      I N S T R U C T I O N S**

9. Slide push pad assembly forward.  
Push down pad arm and slide  
over.



10. Replace head cover and slide  
push pad assembly till there is  
1/8 inch gap.



11. Tighten assembly set screw.



12. Replace cover and end cap.

