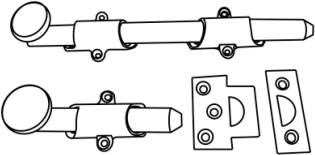

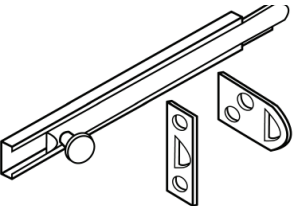
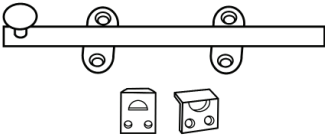
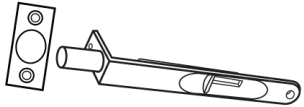
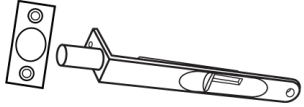
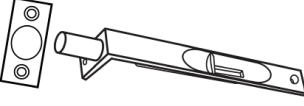
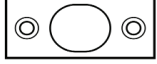
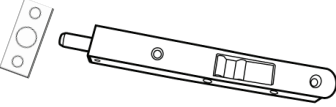

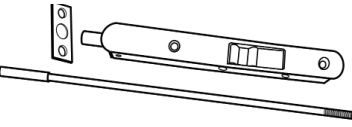
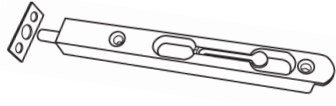
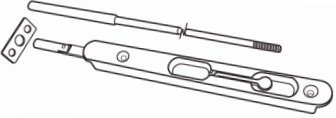
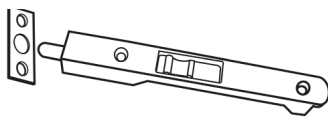
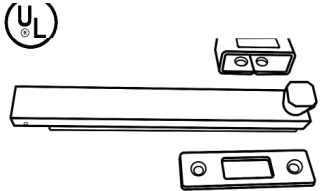



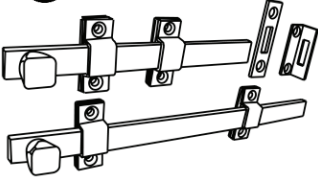

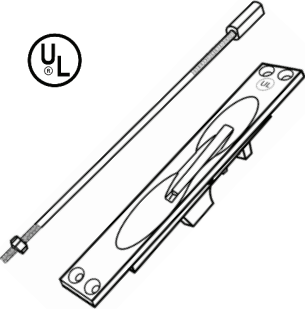
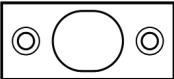

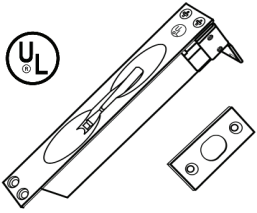
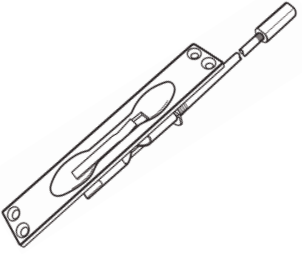

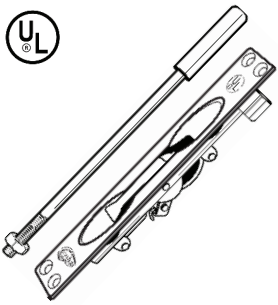
SECURITY BOLTS

ILLUSTRATION	ITEM NO	DESCRIPTION	FINISH	INNER QTY	MASTER QTY	UNIT
			US3			Each
	DDSB4	Solid Brass 4" Decorative Dutch Door Bolt Packed with Mortise and Universal Strikes.	US26, 10B, US15A, 15, 5 US1	10	60	Each
	DDSB8	Solid Brass 8" Decorative Dutch Door Bolt Packed with Mortise and Universal Strikes.	US26, 10B, US15A, 15, 5 US1	10	60	Each
	DDSB12	Solid Brass 12" Decorative Dutch Door Bolt Packed with Mortise and Universal Strikes.	US26, 10B, US15A, 15, 5 US1	10	60	Each
	DDSB18	Solid Brass 18" Decorative Dutch Door Bolt Packed with Mortise and Universal Strikes.	US26, 10B, US15A, 15, 5 US1	10	60	Each
	DDSB24	Solid Brass 24" Decorative Dutch Door Bolt Packed With Mortise and Universal Strikes.	US26, 10B, US15A, 15, 5 US1	10	60	Each
	ANGSTRK	Angle Strike for Decorative Heavy Duty Surface Bolt	US3, 5, US26, 10B, US15, 15A	1	1	Each
	SB873	3" Brass Surface Bolt, Poly Packed with Screws.	US3, 15, 26, US15A, 10B, 5	20	400	Each
	SB874	4" Brass Surface Bolt, Poly Packed with Screws.	US3, 15, 26, US15A, 10B, 5	20	200	Each
	SB876	6" Brass Surface Bolt, Poly Packed with Screws.	US3, 15, 26, US15A, 10B, 5	20	200	Each
	SB8712	12" Brass Surface Bolt, Poly Packed with Screws.	US3, 15, 26, US15A, 10B, 5	10	100	Each
	DCSB4	Decorative 4" Surface Bolt Included: Packed in Individual Poly-bagged with 2 Strikes and Screws. Comparable to IVES No. 043 Surface Bolt.	US3, 5, 10B, US15, 15A, US26, 26D	50	300	Each
	DCSB6	Decorative 6" Surface Bolt Included: Packed in Individual Poly-bagged with 2 Strikes and Screws. Comparable to IVES No. 043 Surface Bolt.	US3, 5, 10B, US15, 15A, US26, 26D	50	200	Each

SECURITY BOLTS

ILLUSTRATION	ITEM NO	DESCRIPTION	FINISH	INNER QTY	MASTER QTY	UNIT
	SMB85R	6" Steel Flush Bolt Round End. 1" Throw ANSI / BHMA L04201	US10B, 15, US26D	10	100	Each
	MB85R	6" Solid Brass Flush Bolt Round End. 1" Throw ANSI / BHMA L04201	US3 US5, 10B, 26, US26D, 15, 15A	10	100	Each
	MB86S	6" Solid Brass Flush Bolt Square End. 1" Throw ANSI / BHMA L04201	US3 US5, 10B, 26, US26D, 15, 15A	10	100	Each
	STRKMB85R	Strike for MB85R and MB86S. Packed with 2 screws.	US3, 5, 10B, US15, 15A, US26, 26D	10	50	Each
	FBG6	Solid Brass Single Route Flush Bolt Round End, Similar to (IVES #260) Size 7"	US3, 5, 26, US26D, 15, 15A		100	Each
	STRKFBG6	Strike for FBG6 and FBGEX12 Packed with 2 screws	US3, 5, 10B, US26, 26D, US15, 15A	10	100	Each
	FBGEX12	Solid Brass Single Route Extension Flush Bolt, 18" Rod, Size 7 3/8", 7/8" Throw. Round Both Ends	US3, 5, 26, US26D, 15, 15A	2	100	Each
	FLPFB400	Flip Style Mortise Flush Bolt 7" L x 3/4" W; Throw: 3/4"; Strike: 1 1/2" L x 5/8" W	US3, 15, 26D US5, 10B, US15A, 26	10	100	Each
	EXTFB-1	Flip Style Mortise Flush Bolt with 18" Extension Rod 7 7/16" L x 3/4" W; Throw: 11/16"; Strike: 1 1/2" L x 5/8" W	US3, 5, 10B, US26, 26D, US15, 15A	2	100	Each
	ZDFB800	Solid One Piece Heavy Construction, Diecast Base, Single Route Flush Bolt, Round End. Size 6 3/4"	US3, 5, 15, US10B, 26, US26D	10	100	Each
	UL453 (SBUL8 before)	UL Listed 8" Surface Bolt. Features Tamper-Resistant Mounting. Concealed Screw, Steel Construction. Bolt Throw - 1", Width 1", Projection 1 5/8", Length 8" Comparable to IVES #361 ANSI / BHMA A156.16, L04161	US26D	1	36	Each

SECURITY BOLTS

ILLUSTRATION	ITEM NO	DESCRIPTION	FINISH	INNER QTY	MASTER QTY	UNIT	
 	UL831 (ESBUL50 before)	UL Listed 8" Surface Mounted Heavy Duty Surface Bolt. Steel Construction. Bolt Throw 1", Width 3/4", Length 8", Projection 1 5/16". Packed with Mortise and Universal Strikes. Comparable to IVES #453 ANSI / BHMA A156.16, L04161	US26D	1	50	Each	
	UL831-12 (ESBUL12 before)	12" Length, Same Specs as Above	US26D	1	50	Each	
 	MF6341	UL Listed Solid Brass Lever Extension Flush Bolt. Commercial Type, 1" x 6 3/4", 12" Extension, 5/8" Throw. New Extruded Brass Design. ANSI / BHMA A156.16, L04081	US26D, 3 US10, 10B, US4, 5, 26, US15, 15A, L1	2	50	Each	
	FBROD-12	12" Extended Rod for MF6341					
	FBROD-18	18" Extended Rod for MF6341					
	FBROD-24	24" Extended Rod for MF6341			1	1	Each
	FBROD-36	36" Extended Rod for MF6341					
	FBROD-48	48" Extended Rod for MF6341					
	STRKMF	Strike for MF6341 Packed with 2 screws in a nylon bag	US3, 10B, US15, 26, US26D	1	1	Each	
 	WF6341	UL Listed Solid Brass Lever Extension Flush Bolt. Commercial Type, 1" x 6 3/4", 5/8" Throw. For Wood or Composite Doors. ANSI / BHMA A156.16, L04081	US3, 10B, US15, 26, US26D	1	50	Each	
	SBFB825	Stamped Brass Manual Flush Bolt. Commercial Type, 1" x 6 3/4", 12" Extension, 3/4" Throw. Non-Handed Extended Rods Available. See MF6341 (above).	US3 US10B, 15, US26D	2	50	Each	
						Each	
 	FBS-100	Stainless Steel, UL Listed Flip Style Mortise Flush Bolt Commercial Type, 1" x 6 3/4", Rod: 12" from center of flush bolt to the tip of the bolt. 3/4" Throw. Non-Handed UL Listed No. R14281 ANSI / BHMA A156.16	US32D US10B	2	50	Each	
	RD-12	12" Extended Rod for FBS-100					
	RD-18	18" Extended Rod for FBS-100					
	RD-24	24" Extended Rod for FBS-100			1	1	Each
	RD-36	36" Extended Rod for FBS-100					
	RD-48	48" Extended Rod for FBS-100					Each