

# ES1433

## Universal Electric Strike



### FEATURES:

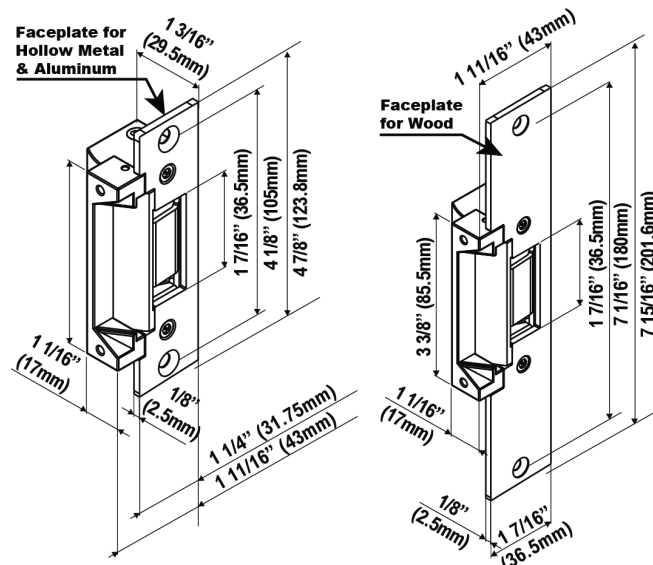
- Designed for use with Cylindrical Locksets
- For Hollow Metal, Wood, and Aluminum Door Frame Applications
- Non-Handed, Fully Reversible
- Field Reversible for Fail Safe or Fail Secure Operation
- Static Strength: 1500 lbs (680 kg)
- Dynamic Strength: 70 ft-lbs
- Endurance Rating: 250,000 Cycles (UL Tested),  
1,000,000 Cycles (Factory Tested),  
Exceeds Grade 1 Standards)

### SPECIFICATIONS:

- Voltage: Dual 12/24VDC
- Current Draw: 300mA @ 12VDC, 150mA @ 24VDC
- Latch Throw:  $\frac{3}{4}$ " (19mm)
- Keeper Width:  $1\frac{7}{16}$ " (36mm)
- Mount: Mortise
- Body Construction: Zinc Alloy

### PATENTS, APPROVALS, AND LISTINGS:

- UL1034 Burglary-Resistant Listed: BP21351
- UL294 Access Control System Listed: BP21351
- CE: EC741012-01
- Patent: Australia - 2018101170



### PACKAGING INCLUDES:

- 1 Stainless Steel & 2 Aluminum faceplates for Aluminum, Hollow Metal and Wood Frames
  - ESFP-478 US32D (Faceplate for Alum or Metal)
  - ESFP-478 ALUM (Faceplate for Alum or Metal)
  - ESFP-715 ALUM (Faceplate for Wood)
- Trim Plate also included, in case of over-cutting to cover up any errors
- Stick-On Template for easier installation
- Mounting Tabs also included for Aluminum door frame installation


# ES1520

## No-Cut Electric Strike



### FEATURES:

- Designed for use with Cylindrical Locksets
- for Hollow Metal Frame Applications
- **No frame cutting is required** - Special ramp design allows the latchbolt to exit from an unmodified frame
- Non-Handed, Fully Reversible
- Field Reversible for Fail Safe or Fail Secure Operation
- Static Strength: 1500 lbs (680 kg)
- Dynamic Strength: 70 ft-lbs
- Endurance Rating: 250,000 Cycles (UL Tested),  
1,000,000 Cycles (Factory Tested,  
Exceeds Grade 1 Standards)



*Special Keeper Ramp Design  
for Quick and Easy Installation*

### SPECIFICATIONS:

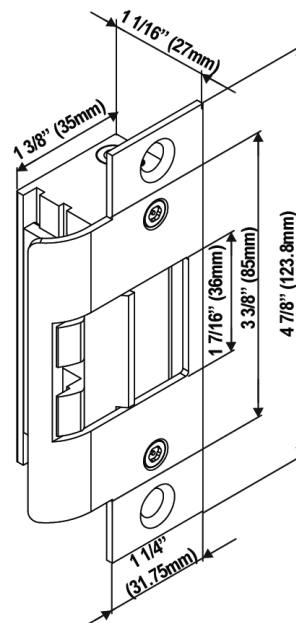
- Voltage: Dual 12/24VDC
- Current Draw: 300mA @ 12VDC, 150mA @ 24VDC
- Latch Throw:  $\frac{9}{16}$ " (15mm)
- Keeper Width:  $1\frac{7}{16}$ " (36mm)
- Mount: Mortise
- Body Construction: Zinc Alloy

### PACKAGING INCLUDES:

- 1 Stainless Steel Faceplate
- Stick-On Template for easier installation

### PATENTS, APPROVALS, AND LISTINGS:

- UL1034 Burglary-Resistant Listed: BP21351
- UL294 Access Control System Listed: BP21351



# ES1140

## Electric Gate Strike



### FEATURES:

- Designed for use with Bored Cylindrical Locksets
- Water Drainage Function for Gates or Semi-Outdoor Applications
- For Hollow Metal and Wood Frames
- Non-Handed, Fully Reversible
- Fail Secure Operation
- Static Strength: 1000 lbs (454 kg)
- Endurance Rating: 250,000 Cycles

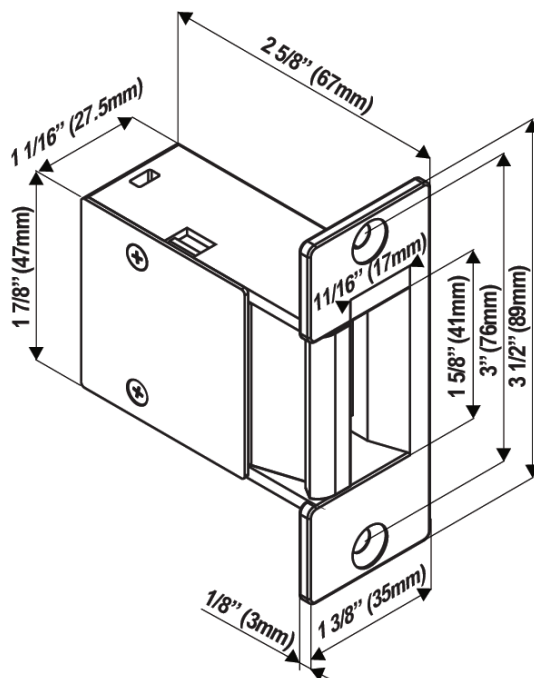
### SPECIFICATIONS:

- Voltage: Dual 12/24 VAC/DC Intermittent Duty, No Polarity
- Latch Throw:  $\frac{9}{16}$ " (15mm)
- Keeper Width:  $1\frac{5}{8}$ " (41mm)
- Mount: Mortise
- Body Construction: One Piece Cast Zinc Alloy



### PACKAGING INCLUDES:

- Stick-On Template for easier installation



## ES1855

### Heavy Duty Electric Strike



#### FEATURES:

- Designed for use with Heavy Duty Cylindrical or Mortise Locksets with or without deadbolt
- Accommodates deadbolts up to 1"
- Sliding keeper shim design for up to 1/8" adjustment for misaligned frames
- Non-Handed, fits Right or Left Handed Doors
- Field Reversible for Fail Safe or Fail Secure Operation
- Static Strength: 1000 lbs (454 kg)
- Dynamic Strength: 33 ft-lbs
- Endurance Rating: 250,000 Cycles (UL Tested), 1,000,000 Cycles (Factory Tested, Exceeds Grade 1 Standards)
- Optional Latch Monitor **LBM185** (for ES1855-M) Indicates when door is latched. It can be mounted in the strike cavity to correspond to latch position.

#### PACKAGING INCLUDES:

- 5 Brushed Stainless Steel faceplates for Aluminum, Hollow Metal, or Wood Door & Frames
- Trim Plate also included, in case of over-cutting to cover up any errors.
- Stick-On Template for easier installation.

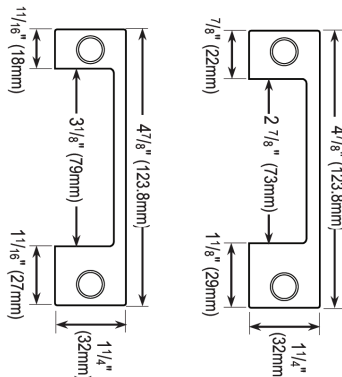
#### SPECIFICATIONS:

- Voltage: Dual 12/24VDC
- Current Draw: 300mA @ 12VDC, 150mA @ 24VDC
- Latch Throw: 1" (25mm)
- Mount: Mortise
- Body Construction: Stainless Steel

#### PATENTS, APPROVALS, AND LISTINGS:

- UL1034 Burglary-Resistant Listed: BP21351
- UL294 Access Control System Listed: BP21351

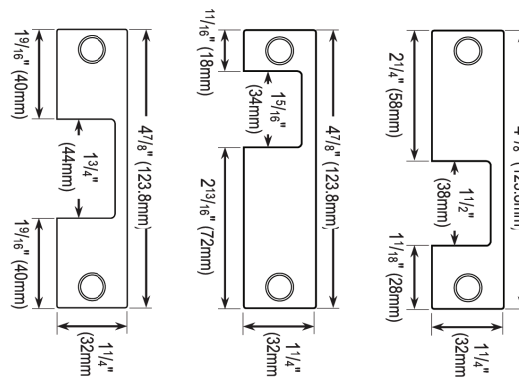
#### Deadbolt Latch Installation



ESFP-318

ESFP-278

#### Latchbolt Installation



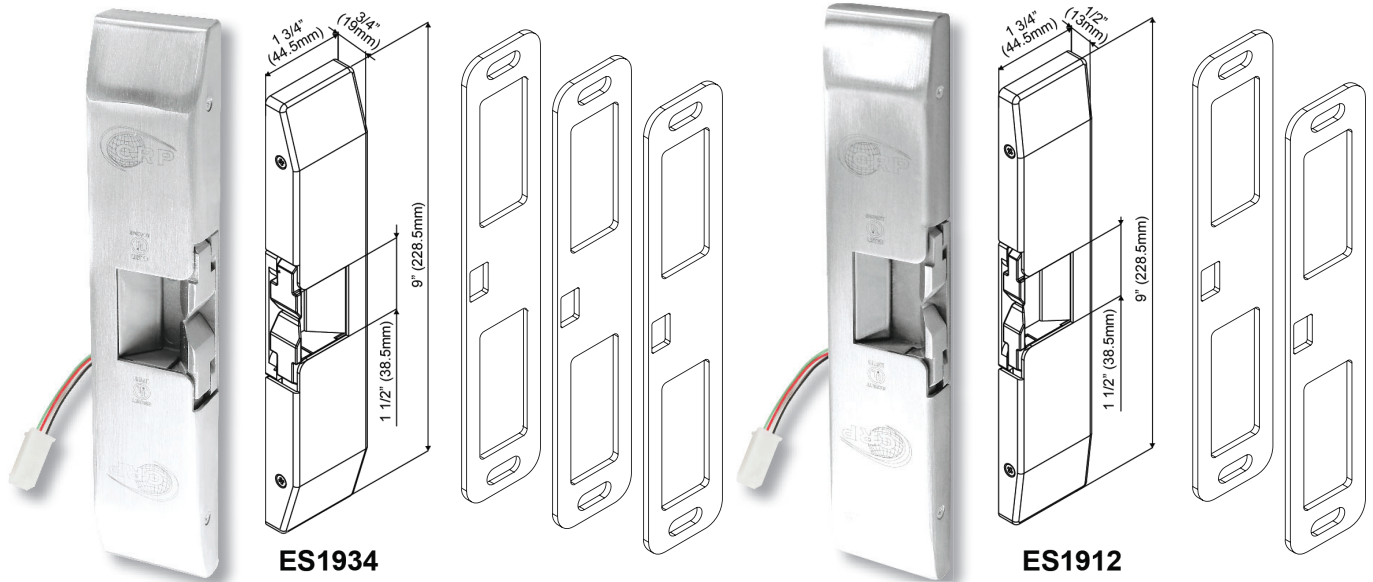
ESFP-134

ESFP-156

ESFP-112

# ES1934 / ES1912

Electric Strike for Rim Exit Devices



## FEATURES:

- Designed for use with Rim Exit Devices with Pullman Latch
- No Frame Cutting Required - Surface Mounted
- Horizontal Adjustment
- For Hollow Metal and Wood Frame Applications
- Non-Handed, Fully Reversible
- Field Reversible for Fail Safe or Fail Secure Operation
- Static Strength: 1500 lbs (680 kg)
- Dynamic Strength: 70 ft-lbs
- Endurance Rating: 250,000 Cycles (UL Tested),  
1,000,000 Cycles (Factory Tested,  
Exceeds Grade 1 Standards)
- Optional Latch Monitor **ES1934-M** & **ES1912-M**,  
indicates when door is latched.

## PACKAGING INCLUDES:

- (3) 1/16" (1mm) Spacers for ES1934
- (2) 1/8" (3mm) Spacers for ES1912

## PATENTS, APPROVALS, AND LISTINGS:

- UL1034 Burglary-Resistant Listed: BP21351
- UL294 Access Control System Listed: BP21351
- UL10B / UL10C Fire Rated: R40649 (**ES1934**)
- CAN / ULC-S104 Fire Door Conformant: R40649 (**ES1934**)
- Patent: Australia - 2019100081 (**ES1934**),  
Taiwan - M579672 (**ES1934**)

*Note: for Fire Rating to be valid, ES1934 Electric Strike must be used only with UL Listed Rim Type Fire Exit Hardware, Von-Duprin LLC, Model 99-F.*

## SPECIFICATIONS:

Model	Voltage	Current Draw	Latch Throw (Housing Thickness)	Mount	Accessories	with Latch Monitor Option, Suffix "-M"
<b>ES1934</b>	Dual 12/24 VDC	540mA @ 12VDC, 270mA @ 24VDC	3/4" (19mm)	Surface	1/16" (1mm) Spacers	ES1934-M
<b>ES1912</b>			1/2" (13mm)		1/8" (3mm) Spacers	ES1912-M



# FES1665

**(Fire Rated)**

**No-Cut Electric Strike**



## FEATURES:

- Designed for use with Cylindrical Locksets
- for Hollow Metal Frame Applications
- **No frame cutting is required** - Special ramp design allows the latchbolt to exit from an unmodified frame
- Non-Handed, Fully Reversible
- Field Reversible for Fail Safe or Fail Secure Operation
- Static Strength: 1500 lbs (680 kg)
- Dynamic Strength: 70 ft-lbs
- Endurance Rating: 250,000 Cycles (UL Tested),  
1,000,000 Cycles (Factory Tested,  
Exceeds Grade 1 Standards)
- Optional Latch Monitor **FES1665-M**, indicates when door is latched. (Consult factory for availability)



Special Keeper Ramp Design  
for Quick and Easy Installation

## SPECIFICATIONS:

- Voltage: Dual 12/24VDC
- Current Draw: 300mA @ 12VDC, 150mA @ 24VDC
- Latch Throw:  $\frac{3}{4}$ " (19mm)
- Keeper Width:  $1\frac{7}{16}$ " (36mm)
- Mount: Mortise
- Body Construction: Stainless Steel

## PACKAGING INCLUDES:

- 1 Stainless Steel Faceplate
- Stick-On Template for easier installation

## PATENTS, APPROVALS, AND LISTINGS:

- UL1034 Burglary-Resistant Listed: BP21351
- UL294 Access Control System Listed: BP21351
- UL10B, UL10C, NFPA252, CAN/ULCS104 (3hrs)  
Fire Rated - **ETL Listed**: Control No. 5028159

*Note: FES1665 Series Electric Strike is fire rated in Fail Secure operation only. Using it in Fail Safe operation negates the fire rating.*

